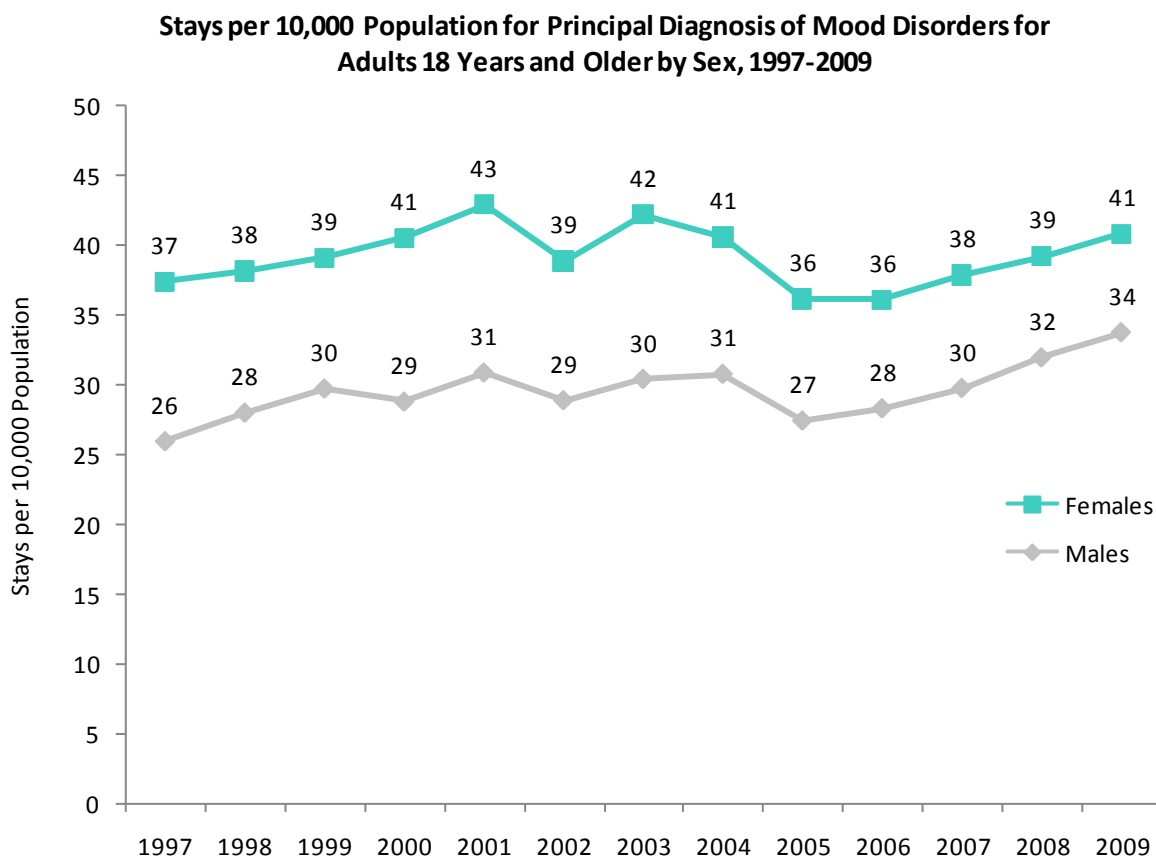


EXHIBIT 5.3 Mood Disorders

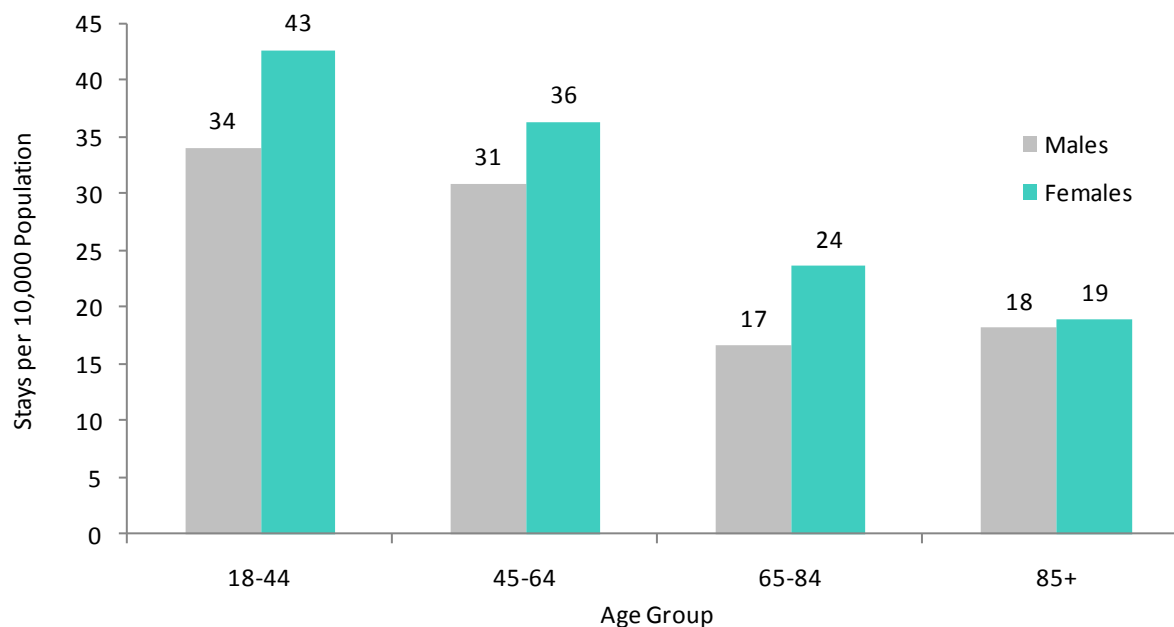


Note: Mood disorders does not include post-menopausal syndrome, premenstrual dysphoric disorder, or postpartum depression.
 Source: AHRQ, Center for Delivery, Organization, and Markets, Healthcare Cost and Utilization Project, Nationwide Inpatient Sample, 1997-2009.

The rate of mood disorders has been greater for females compared with males over the 12-year period from 1997 to 2009.

- Females had a 42-percent higher rate of hospitalization for mood disorders than males in 1997, a difference that narrowed to 21 percent in 2009.
- In 1997 there were 37 stays per 10,000 female population and 26 stays per 10,000 male population.
- From 1997 to 2001 the rate of hospital stays for mood disorders increased for both males and females.
- The rate of stays for mood disorders significantly declined to 36 stays per 10,000 population for females in 2005 but remained stable for males from 2001 to 2005.
- From 2005 to 2009, the rate of hospital stays for mood disorders increased significantly to 34 stays per 10,000 population for males but remained stable for females.

Stays per 10,000 Population for Principal Diagnosis of Mood Disorders by Age and Sex, 2009

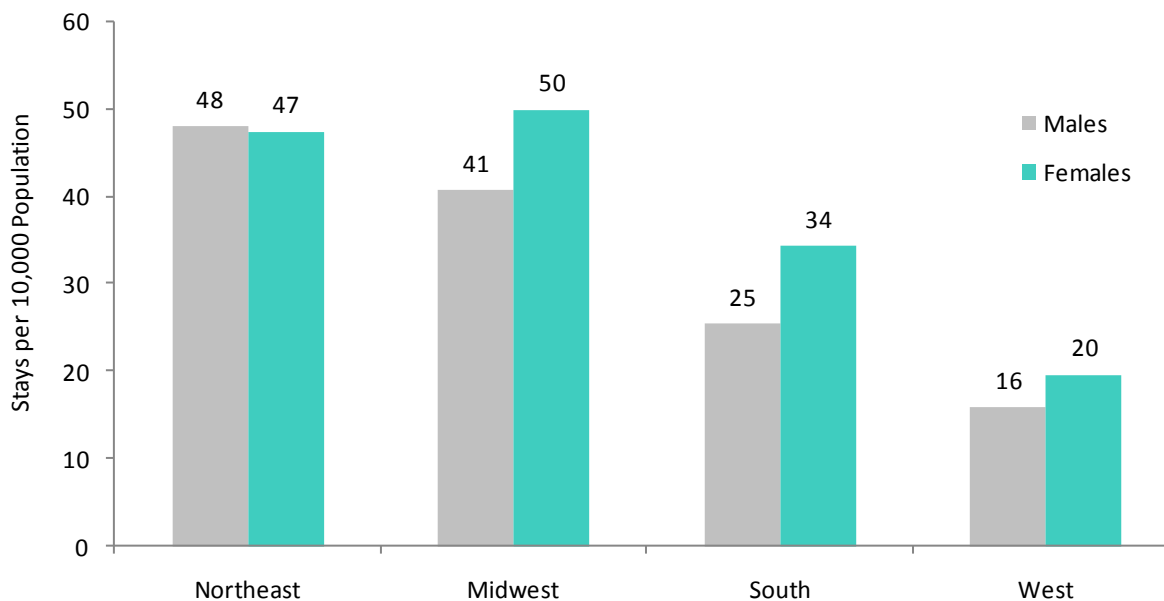


Note: Mood disorders does not include post-menopausal syndrome, premenstrual dysphoric disorder, or postpartum depression.
 Source: AHRQ, Center for Delivery, Organization, and Markets, Healthcare Cost and Utilization Project, Nationwide Inpatient Sample, 2009.

The rate of stays for mood disorders generally decreased with age.

- Among females age 18 to 44 years, the rate of mood disorders was 43 stays per 10,000 population. This rate was 26 percent higher than the rate among males of the same age group (34 stays per 10,000 population).
- The rate of stays for mood disorders was consistently higher among females than males across all age groups in 2009, with the exception of adults age 85 and older. Among 65 to 84 year olds, the rate of mood disorders for females was 24 stays per 10,000 population, while males had only 17 stays per 10,000 population.

Stays per 10,000 Population for Principal Diagnosis of Mood Disorders for Adults 18 Years and Older by Region and Sex, 2009



Note: Mood disorders does not include post-menopausal syndrome, premenstrual dysphoric disorder, or postpartum depression.
 Source: AHRQ, Center for Delivery, Organization, and Markets, Healthcare Cost and Utilization Project, Nationwide Inpatient Sample, 2009.

The rate of mood disorders by sex varied by region.

- The highest rate of mood disorder hospitalizations among females was in the Midwest (50 stays per 10,000 population) – 2.5 times higher than the lowest rate in the West (20 stays per 10,000 population).
- The highest rate for males was in the Northeast with 48 stays per 10,000 population for mood disorders – three times higher than for males in the West (16 stays per 10,000 population).
- The largest male-to-female difference in hospitalizations for mood disorders was in the South, where the hospitalization rate for females (34 per 10,000 population) was 36 percent higher than for males (25 per 10,000 population).
- The West had the lowest rate of inpatient hospital stays with a principal diagnosis of mood disorders, regardless of sex.