



H·CUP
HEALTHCARE COST AND UTILIZATION PROJECT

HCUP Methods Series

**Methods Report Describing 2016-2021 HCUP Data in the
National Healthcare Quality and Disparities Report (NHQDR)
Report #2024-01**



U.S. Department of Health and Human Services
Agency for Healthcare Research and Quality

Contact Information:

**Healthcare Cost and Utilization Project (HCUP)
Agency for Healthcare Research and Quality
5600 Fishers Lane
Room 07W17B
Mail Stop 7W25B
Rockville, MD 20857
<https://www.hcup-us.ahrq.gov/>**

For Technical Assistance with HCUP Products:

Email: hcup@ahrq.gov

or

Phone: 1-866-290-HCUP

Recommended Citation:

Wang R, Wang S, Lin X, Hernandez, E, Penoyer S, Liang L. Methods Applying AHRQ Quality Indicators to Healthcare Cost and Utilization Project (HCUP) Data for the 2024 National Healthcare Quality and Disparities Report (NHQDR). 2024. HCUP Methods Series Report # 2024-01 ONLINE. November 25, 2024. U.S. Agency for Healthcare Research and Quality. Available: www.hcup-us.ahrq.gov/reports/methods/methods.jsp.

TABLE OF CONTENTS

INTRODUCTION	1
AHRQ QUALITY INDICATORS	1
PREPARATION OF HCUP DATABASES	2
HCUP Data on Race/Ethnicity.....	2
Modifications to the HCUP Data.....	3
Creation of Analysis Files Derived from the HCUP Databases.....	4
STEPS TAKEN TO APPLY AHRQ QUALITY INDICATORS TO THE HCUP DATA	5
Review and Modify the AHRQ QI Software	5
Acquire Population-Based Data for Denominators	5
Assign QI Indicators to the HCUP Databases	6
Adapt Statistical Methods to HCUP Data	6
SPECIAL ANALYSES	7
National Inpatient Hospital Costs Associated with Quality Indicators.....	7
Benchmarks for State Performance for the Quality Indicators	7
Medicaid and Uninsured Inpatient Stays and Aggregate Hospital Costs in the United States.....	7
National Rates for Inpatient Stays for Select Maternal Conditions.....	7
National Estimates of Emergency Department Utilization.....	8
TABLES	9
Table 1. AHRQ QIs Applied to the HCUP Data for the NHQDR	10
Table 2. Sources of 2016-2021 HCUP Inpatient Data for the NHQDR	13
Table 3. Editing Essential Data Elements for State-Level Reporting of QIs in the NHQDR....	16
REFERENCES	18
APPENDIX A: NATIONALLY WEIGHTED ANALYSIS FILES FOR THE NATIONAL HEALTHCARE QUALITY AND DISPARITIES REPORT	1
APPENDIX B: EMERGENCY DEPARTMENT RATES FOR SELECTED AHRQ QUALITY INDICATORS	1
APPENDIX C: STATISTICAL METHODS	1
APPENDIX D: CAVEATS TO THE INTREPRETATION OF HCUP-BASED QI ESTIMATES REPORTED IN THE NHQDR	1
APPENDIX E: INPATIENT RATES FOR DELIVERY MEASURES	1

INTRODUCTION

The Agency for Healthcare Research and Quality (AHRQ) Quality Indicators (QIs) were applied to the Healthcare Cost and Utilization Project (HCUP) hospital discharge data for selected measures in the National Healthcare Quality and Disparities Report (NHQDR). The report measures and tracks trends in quality and disparities in terms of patient safety, person-centered care, care coordination, effective treatment, healthy living, and care affordability — and access to health care. A focus on priority populations summarizes quality and disparities in care for populations at elevated risk for receiving poor health care, which includes HCUP-based measures related to racial, ethnic, and socioeconomic factors for priority populations, including changes over time and across the urban-rural continuum. The NHQDR provides a comprehensive overview of the quality of health care received by the general population and disparities in care experienced by different racial, ethnic, and socioeconomic groups.

This document describes the preparation of the 2016-2021 HCUP data for the 2024 NHQDR, the steps taken to apply the AHRQ QIs to the HCUP data, and other analyses based on HCUP data that are not specific to the QIs but are developed for use in the NHQDR.

AHRQ QUALITY INDICATORS

The AHRQ QIs are measures of quality associated with processes of care that occur in an outpatient or an inpatient setting. The QIs rely solely on hospital inpatient administrative data and, for this reason, are screens for examining quality that may indicate the need for more in-depth studies. The AHRQ QIs (v2022) include four sets of measures:

- Prevention Quality Indicators (PQIs) — or ambulatory care sensitive conditions — identify hospital admissions that evidence suggests could have been avoided, at least in part, through high-quality outpatient care (AHRQ, v2022).
- Inpatient Quality Indicators (IQIs) reflect quality of care inside hospitals and include measures of utilization of procedures for which there are questions of overuse, underuse, or misuse (AHRQ, v2022).
- Patient Safety Indicators (PSIs) reflect quality of care inside hospitals, by focusing on surgical complications and other iatrogenic events (AHRQ, v2022).
- Pediatric Quality Indicators (PDIs) reflect quality of care inside hospitals and identify potentially avoidable hospitalizations among children (AHRQ, v2022).

Prior to the 2018 NHQDR, the reports included longitudinal reporting of QI trends based on ICD-9-CM¹ coding. Because of the transition from ICD-9-CM to ICD-10-CM/PCS² on October 1, 2015, the 2024 NHQDR includes QI estimates for 2016, 2017, 2018, 2019, 2020, and 2021 and does not report on trends prior to 2016.

¹ ICD-9-CM: International Classification of Diseases, Ninth Revision, Clinical Modification.

² ICD-10-CM/PCS: International Classification of Diseases, Tenth Revision, Clinical Modification and Procedure Coding System.

The following national and State-level QI estimates were constructed from the HCUP databases for the NHQDR:

- National inpatient rates by QI, overall and by subpopulations including community income, Social Vulnerability Index (SVI), expected primary payer, and race/ethnicity
- State-level inpatient rates by QI, overall and by subpopulations including community income, expected primary payer, and race/ethnicity, for HCUP Partner organizations that agreed to participate in the NHQDR
- National rates for selected PQIs and PDIs in the emergency department (ED) setting.

The AHRQ QI measures generated for possible inclusion in the NHQDR are described in [Table 1](#) at the end of this methods report.

PREPARATION OF HCUP DATABASES

The Healthcare Cost and Utilization Project (HCUP) is a family of healthcare databases and related software tools and products developed through a Federal-State-Industry partnership and sponsored by AHRQ. HCUP databases are derived from administrative data and contain encounter-level, clinical and nonclinical information including all-listed diagnoses and procedures, discharge status, patient demographics, and charges for all patients, regardless of payer (e.g., Medicare, Medicaid, private insurance, uninsured), beginning in 1988. These databases enable research on a broad range of health policy issues, including cost and quality of health services, medical practice patterns, patient safety, access to health care programs, and outcomes of treatments at the national, State and local market levels.

The following HCUP databases were used as the source of data for the NHQDR:

- The HCUP State Inpatient Databases (SID), including all inpatient stays regardless of payer from most, if not all, hospitals from participating HCUP Partner organizations in data years 2016-2021.
- The HCUP National Inpatient Sample (NIS), a nationally stratified sample of discharges from all hospitals in States that contributed data to HCUP in data years 2016-2021.
- The HCUP Nationwide Emergency Department Sample (NEDS), a nationally stratified sample of hospital-based emergency departments (EDs) (with information for both treat-and-release visits and those resulting in a hospital admission) in data years 2016-2021.

The list of HCUP Partner organizations that contribute to the HCUP databases each year is provided in [Table 2](#).

HCUP Data on Race/Ethnicity

HCUP coding includes race and ethnicity in one data element (RACE). Because of variability in the collection of race and ethnicity information in the State data, HCUP maintains a uniform set of categories based on race definitions used in the 1977 Office of Management and Budget (OMB) Directive 15 using the combined race-ethnicity format (separate categories for Hispanic and five Non-Hispanic racial groups – White, Black, Asian or Pacific Islander, American Indian or Alaska Native (AIAN), and Other).

When a State and its hospitals collect Hispanic ethnicity *separately* from race, HCUP assigns the data to the combined race/ethnicity categorization and uses Hispanic ethnicity to override any other race category to create uniform coding across States.

There is limited reporting of AIAN in the HCUP data. In addition, in some areas of the country, care for the AIAN population is provided in Indian Health Service (IHS) hospitals which are not included in HCUP. For these reasons, AIAN discharges were combined with “Other” races for the NHQDR analyses.

The resulting NHQDR reporting categories for the HCUP data include: White Non-Hispanic; African American Non-Hispanic; Asian/Pacific Islander Non-Hispanic; Other Non-Hispanic; and Hispanic (of any race).

Modifications to the HCUP Data

In preparation for the NHQDR and its derivative products, the HCUP databases needed to be customized as indicated below:

1. The HCUP databases were augmented as necessary for the NHQDR analyses:
 - *Impute for Missing Characteristics.* For missing age, sex, race/ethnicity, ZIP Code, and expected primary payer data that occurred on a small proportion of discharge records, we used a “hot deck” imputation method (which draws donors from strata of similar hospitals and patients) to assign values while preserving the variance within the data.
 - *Assign Additional Measures for Reporting.* We assigned median household income quartile by linking Claritas ZIP Code demographic data to patient’s ZIP Code in the SID. Additionally, we linked the HCUP data by the patient’s county to the CDC overall SVI quintile and the four summary theme quintiles. The CDC SVI data were also linked to the Claritas demographic data by county to facilitate reporting population-based rates by SVI. Income quartiles and SVI quintiles were defined annually based on the distribution of the population in the United States.
2. Essential data elements were edited prior to use to determine if the SID had good quality data, and later informed which records and States could be used for national and State-level reporting in the NHQDR:
 - *Race/Ethnicity.* Race/ethnicity is an important reporting category for the NHQDR. Starting with the 2022 NHQDR, only one race/ethnicity edit is performed at the hospital level using the HCUP data element RACE. Hospitals that are missing 10% or more of their race data are excluded (i.e., given a weight of zero).
 - *Indicators that Diagnoses are Present on Admission (POA).* Present on admission (POA) data are required for the PSI module software. Edit flags for POA were already included on the SID. There are three hospital-level and two discharge-level edits. The three hospital-level edits include: (1) POA is reported as “yes/present” on all diagnoses on all discharges in the hospital; (2) POA is reported as missing on all non-Medicare discharges in the hospital; and (3) POA is reported as missing on all nonexempt diagnoses³ for 15 percent or more of the discharges in the hospital. The two discharge-level edits include: (1) discharge is missing POA on all nonexempt diagnoses; and (2) Discharge is missing POA on all nonexempt secondary diagnoses. Hospitals in qualifying SID were excluded if they failed any POA edits.

³ Some diagnoses are exempt from having POA reported.

Creation of Analysis Files Derived from the HCUP Databases

Beginning with the 2022 NHQDR, two versions of the nationally weighted NHQDR analysis file were used for reporting national QI estimates. Both used the SID, but were limited to community hospitals, excluding rehabilitation and long-term acute care (LTAC) facilities. The two versions were specific to the data elements needed for the different QI modules:

- For the PQIs, IQIs, and area-based PDIs, the nationally weighted file included data from SID that included information on race/ethnicity of the patient. After hospitals that failed the race/ethnicity edits were excluded, all remaining discharges in the selected SID were weighted to the universe of community hospitals⁴ in the United States, excluding rehabilitation and LTAC facilities.
- Because the PSIs and related PDIs require knowing if the patient safety event occurred in the hospital and the timing of procedures, a second version of the nationally weighted file was created using the following criteria: (1) the SID included the data elements indicating diagnoses were POA, (2) the SID included information on day of principal and secondary procedure days, and (3) the SID included information on the race/ethnicity of the patient. Hospitals in qualifying SID were excluded if they failed POA and race/ethnicity edits. All remaining discharges were weighted to the universe of community hospitals in the United States, excluding rehabilitation and LTAC facilities.

[Table 3](#) shows which SID qualified for by race/ethnicity and PSI reporting for data years 2016-2021. A comparison of the nationally weighted NHQDR analysis file to the HCUP National Inpatient Sample (NIS) data is provided in [Appendix A](#).

The editing of the race/ethnicity and POA data informed which records and States could be used for State-level reporting in the NHQDR. The HCUP SID were modified to create analytic files consistent across States.

- *Subset to Community Hospitals.* For the SID, we selected community hospitals and eliminated rehabilitation and LTAC hospitals.
- *Weight for Missing Hospitals.* Because some statewide data organizations do not report data for all community hospitals in the State, we weighted hospitals in the SID to the State's universe of hospitals in the American Hospital Association (AHA) Annual Survey Database based on hospital characteristics (teaching status, control, urban/rural location, and bed size).
- *Weight for Missing Quarters.* Discharges from hospitals operating for the entire year but not contributing data for one or more quarters were weighted up to annual estimates for that institution in the SID.

Weighting also accounted for all discharges or hospitals excluded because of edit checks on race/ethnicity and POA.

⁴ Community hospitals are defined by the AHA as “all non-Federal, short-term, general, and other specialty hospitals, excluding hospital units of institutions open to the public.” Specialty hospitals included in the AHA definition of “community hospitals” are: obstetrics-gynecology, ear-nose-throat, short-term rehabilitation, orthopedic, and pediatric institutions. Community hospitals can include rehabilitation and long-term acute care (LTAC) facilities. These facilities can provide acute care services to patients who need long term hospitalization). Excluded from the AHA definition of “community hospitals” are long-term non-acute care hospitals, psychiatric hospitals, and alcoholism/chemical dependency treatment facilities.

STEPS TAKEN TO APPLY AHRQ QUALITY INDICATORS TO THE HCUP DATA

To apply the AHRQ Quality Indicators to HCUP hospital discharge data for the NHQDR, several steps were taken:

- (1) QI software review and modification
- (2) Acquisition of population-based data
- (3) Assignment of QIs to the HCUP databases
- (4) Identification of statistical methods.

Review and Modify the AHRQ QI Software

We used AHRQ QI software v2022 that features ICD-10-CM/PCS coding. The AHRQ QI software v2022 calculates risk-adjusted rates for a subset of hospital measures and all area-based measures. Therefore, the 2024 NHQDR includes risk-adjusted QI estimates as available in the software.

The QI software was modified for the 2024 NHQDR in several ways.

- The AHRQ QI software v2022 suppresses expected rates, risk-adjusted rates, smoothed rates, and composites for hospital measures when a user includes COVID-19 discharges.⁵ Therefore, the 2024 NHQDR used the v2022 software default option to exclude COVID-19 discharges and calculate risk-adjusted rates and composites.
- The AHRQ QI software was designed to produce rates at various levels including hospital, local area (county or Metropolitan/Micropolitan Statistical Areas), and State. The QI software was revised to produce *national rates* for the NHQDR using weighted discharge data.
- The AHRQ QI software was limited to reporting rates by age, sex, and race/ethnicity. The NHQDR included additional patient categories (community income level of the patient's ZIP Code, SVI quintiles of patient's county, primary expected payer, and location) and hospital characteristics (region, ownership, teaching status, location, and bed size).
- The AHRQ QI software was designed to produce standard errors for unweighted data. For the NHQDR, we needed to produce statistics for *weighted data* from the stratified sample of discharges in the nationally weighted analysis files and test for significant differences.
- At AHRQ's request, we added two area-based QIs particularly relevant to the structure of the NHQDR, measuring immunization-preventable pneumococcal pneumonia and immunization-preventable influenza for patients aged 65 years and older.

Acquire Population-Based Data for Denominators

The next step was to acquire data for the numerator and denominator populations for the QIs. The AHRQ QIs measure an event that occurs in a hospital, requiring a numerator count of the event of interest and a denominator count of the population (within a hospital or geographic area) to which the event relates.

⁵ Release of AHRQ Quality Indicators™ Software for SAS QI, v2022.0.1. September 2022. Agency for Healthcare Research and Quality, Rockville, MD. Available: https://qualityindicators.ahrq.gov/Downloads/Software/SAS/V2022/AHRQ_SASQI_v2022.0.1_Software_Rel_Notes.pdf

For the numerator counts of the AHRQ QIs, we used the HCUP databases. For the denominator counts, we identified two sources for all reporting categories.

- For QIs that related to *providers*, the HCUP data were used for national and State-level discharge denominator counts.
- For QIs that related to *geographic areas*, population ZIP-Code-level counts from demographic update data provided by Claritas (a vendor that compiles and adds value to the U.S. Bureau of Census data) were used for denominator counts. Claritas uses intra-census methods to estimate household and demographic statistics for geographic areas (Claritas).

Assign QI Indicators to the HCUP Databases

The four AHRQ QI program modules were applied to the prepared SID data using all available diagnoses and procedures reported by each State.

Adapt Statistical Methods to HCUP Data

Several statistical issues needed to be addressed when applying the AHRQ QI software to the HCUP data for the NHQDR, including the derivation of standard errors for weighted data and appropriate hypothesis tests.

- *Standard Errors and Hypothesis Tests.* Standard error calculations needed to take into account cluster and stratification aspects of the weighted analysis files. Standard errors were calculated for the NHQDR as described in the HCUP report entitled *Inferences with HCUP State Databases Final Report* (Houchens, et al., 2010). Using this method, we were able to calculate appropriate statistics for both national and State-level AHRQ QIs using the Statistical Analysis System (SAS) procedure called PROC SURVEYMEANS.
- *Area-Based Measures Risk Adjustment Methodology.* The risk adjustment methodology in the QI software was developed for county-level reporting. As in prior years', we applied a direct standardization method for risk adjustment to the area-based measures (using by 18 5-year age groups and sex) to allow for the reporting by patient characteristics not included in the QI software such as community income quartile, SVI quintiles and the urban/rural location of the patient's residence.
- *Masking Rates for Statistical Reliability, Data Quality, and Confidentiality.* QI estimates were included in the NHQDR if they reached a threshold defined by a relative standard error less than 30% and at least 100 weighted cases in the denominator. Estimates that did not meet this threshold were suppressed. Statistical calculations are explained in [Appendix C](#) to this report.

Some caution should be used in interpreting the QI statistics presented in the NHQDR. [Appendix D](#) details how these caveats relate to inter-State differences in data collection and other more general issues.

SPECIAL ANALYSES

National Inpatient Hospital Costs Associated with Quality Indicators

The NHQDR includes total national costs for the select PQIs and PDIs including the composites and ambulatory care sensitive conditions such as heart failure, diabetes, and asthma. Total national costs associated with these PQIs and PDIs were calculated overall and by community income quartile and race/ethnicity.

Total charges were converted to costs using the hospital-level HCUP Cost-to-Charge Ratio Files (CCR Files) based on Hospital Cost Report data from the Centers for Medicare & Medicaid Services (CMS).⁶ Costs reflect the actual costs of production, while charges represent what the hospital billed for the stay. Hospital charges reflect the amount the hospital charged for the entire hospital stay and do not include professional (physician) fees. To account for records with missing total charges and costs in the aggregate, the average cost for the QI was used to impute the missing values for that QI. This approach compensates for stays for which charges (and thus estimated costs) are not available.

Benchmarks for State Performance for the Quality Indicators

Based on a recommendation from the Institute of Medicine's report on *Future Directions for the National Healthcare Quality and Disparities Reports*, benchmarks based on a straight average of the top 10 percent of reporting States were determined. For a benchmark to be calculated, rates for at least 30 States needed to be available.

Medicaid and Uninsured Inpatient Stays and Aggregate Hospital Costs in the United States

Information on Medicaid and uninsured inpatient stays and aggregate hospital costs in the United States for 2012–2021 were developed using the HCUP National Inpatient Sample (NIS). Medicaid and uninsured discharges were identified based on the expected primary payer of Medicaid, self-pay, no charge, and charity. Discharge counts and aggregate hospital costs were reported as a percentage of the total U.S and by hospital characteristics including region, ownership, teaching status, urban-rural location, and size of the hospital based on the number of beds.

National Rates for Inpatient Stays for Select Maternal Conditions

The nationally weighted NHQDR analysis file was used to examine differences in inpatient stays for select maternal conditions. Rates for the following measures were calculated for inpatient stays for women aged 12-55 years with any delivery diagnosis, procedure, or DRG, excluding those with any indication of abortion:

- Inpatient stays for severe maternal morbidity per 1,000 delivery hospitalizations. Severe maternal morbidity conditions were defined by the Center for Disease Control and Prevention. Information on the coding criteria is available at:

⁶ HCUP Cost-to-Charge Ratio Files. Healthcare Cost and Utilization Project (HCUP). November 2021. Agency for Healthcare Research and Quality, Rockville, MD. Available: www.hcup-us.ahrq.gov/db/state/costtocharge.jsp.

www.cdc.gov/maternal-infant-health/php/severe-maternal-morbidity/icd.html. Rates were not risk-adjusted.

- Inpatient stays for venous thromboembolism or pulmonary embolism per 1,000 delivery hospitalizations. Any diagnosis was used to identify venous thromboembolism or pulmonary embolism (see [Appendix E](#) for detailed measures specifications). Rates were not risk-adjusted.
- Inpatient stays for postpartum hemorrhage per 1,000 delivery hospitalizations. Any diagnosis was used to identify postpartum hemorrhage (see [Appendix E](#) for detailed measures specifications). Rates were not risk-adjusted.
- Inpatient stays for eclampsia or preeclampsia per 1,000 delivery hospitalizations. Any diagnosis was used to eclampsia or preeclampsia (see [Appendix E](#) for detailed measures specifications). Rates were not risk-adjusted.

National Estimates of Emergency Department Utilization

The NEDS was used to examine national and regional differences in ED use for selected ambulatory care sensitive conditions:

- ED visits for mental illness, substance use, and co-occurring mental illness and substance use. ED visits were identified by having a first-listed diagnosis related to mental illness, substance use, or co-occurring mental illness and alcohol or substance use (See [Appendix B](#) for detailed measures specifications). Claritas population data was used to calculate rates per 100,000 residents by age, sex, community income, urban-rural location of patient residence, and region of the United States. Rates were not risk-adjusted.
- ED visits for dental conditions. ED visits were identified by an ICD-10-CM principal diagnosis related to a dental condition (See [Appendix B](#) for detailed measures specifications). Claritas population data was used to calculate rates per 100,000 residents by age, sex, community income, and urban-rural location of patient residence. Rates were not risk-adjusted.
- ED visits for injuries. ED utilization for injuries was reported by trauma level and by age, sex, community income, urban-rural location of patient residence, and region of the United States (See [Appendix B](#) for detailed measures specifications). Rates were not risk-adjusted.
- ED visits for asthma for adults based on PQI 15 and for pediatrics based on PDI 14 (see [Appendix B](#) for detailed specifications).
- ED visits for heart failure based on PQI 8 (see [Appendix B](#) for detailed specifications).
- ED visits for dementia. ED visits in the U.S. for patients aged 65 years or older were identified by any ICD-10-CM diagnosis related to dementia (See [Appendix B](#) for detailed measure specifications). Rates for per ED visits and per 100,000 population aged 65 years and older were not risk-adjusted. Claritas population data was used to calculate rates per 100,000 population aged 65 years and older.

Additional details on the use of the NEDS for reporting are provided in [Appendix B](#).

TABLES

Table 1. AHRQ QIs Applied to the HCUP Data for the NHQDR

This table includes the list of all AHRQ QI software v2022 QIs calculated using 2016-2021 HCUP inpatient data under the NHQDR task. Not all of the AHRQ QIs listed below were included in the NHQDR.

The QI specifications are consistent with the AHRQ software. For more information on QI definitions, please visit the AHRQ QI website (<https://www.qualityindicators.ahrq.gov/Default.aspx>).

QI	QI Label
Inpatient Quality Indicators	
IQI08	Deaths per 1,000 hospitalizations with esophageal resection for cancer, age 18 and over
IQI09	Deaths per 1,000 hospitalizations with pancreatic resection, age 18 and over
IQI11	Deaths per 1,000 hospitalizations with abdominal aortic aneurysm repair, age 18 and over
IQI12	Deaths per 1,000 hospitalizations with coronary artery bypass graft, age 40 and over
IQI15	Deaths per 1,000 hospitalizations for acute myocardial infarction, age 18 and over
IQI16	Deaths per 1,000 hospitalizations for heart failure, age 18 and over
IQI17	Deaths per 1,000 hospitalizations for acute stroke, age 18 and over
IQI18	Deaths per 1,000 hospitalizations for gastrointestinal hemorrhage, age 18 and over
IQI19	Deaths per 1,000 hospitalizations for hip fracture, age 65 and over
IQI20	Deaths per 1,000 hospitalizations for pneumonia, age 18 and over
IQI21	Cesarean deliveries per 1,000 deliveries
IQI22	Vaginal births per 1,000 deliveries by patients with previous Cesarean deliveries, uncomplicated
IQI30	Deaths per 1,000 hospitalizations with percutaneous coronary intervention, age 40 and over
IQI31	Deaths per 1,000 hospitalizations with carotid endarterectomy, age 18 and over
IQI33	First-time cesarean deliveries per 1,000 deliveries, uncomplicated
Pediatric Quality Indicators	
NQI03	Hospital stays with neonatal blood stream infection per 1,000 hospitalizations, newborns
PDI01	Accidental puncture or laceration during a procedure per 1,000 hospitalizations, age less than 18 years
PDI05	Hospital stays with iatrogenic pneumothorax per 1,000 hospitalizations, age less than 18 years
PDI08	Postoperative hemorrhage or hematoma with surgical drainage or evacuation per 1,000 elective surgical hospitalizations, age less than 18 years
PDI09	Postoperative respiratory failure, prolonged mechanical ventilation, or reintubation per 1,000 elective-surgery hospitalizations, age less than 18 years
PDI10	Postoperative sepsis per 1,000 surgery hospitalizations, age less than 18 years
PDI12	Hospital stays with central venous catheter-related bloodstream infection per 1,000 hospitalizations, age less than 18 years
PDI14	Admissions for asthma per 100,000 population, ages 2-17
PDI15	Admissions for short-term complications of diabetes per 100,000 population, ages 6-17
PDI16	Admissions for pediatric gastroenteritis per 100,000 population, ages 3 months to 17 years
PDI18	Admissions for urinary tract infection per 100,000 population, ages 3 months to 17 years

QI	QI Label
PDI90	Overall AHRQ Pediatric Quality Indicator composite per 100,000 population, ages 6-17
PDI91	Acute AHRQ Pediatric Quality Indicator composite per 100,000 population, ages 6-17
PDI92	Chronic AHRQ Pediatric Quality Indicator composite per 100,000 population, ages 6-17
Prevention Quality Indicators	
PQI01	Admissions for short-term complications of diabetes per 100,000 population, age 18 and over
PQI03	Admissions for long-term complications of diabetes per 100,000 population, age 18 and over
PQI05	Admissions for chronic obstructive pulmonary disease or asthma per 100,000 population, age 40 and over
PQI07	Admissions for hypertension per 100,000 population, age 18 and over
PQI08	Admissions for heart failure per 100,000 population, age 18 and over
PQI11	Admissions for community-acquired pneumonia per 100,000 population, age 18 and over
PQI12	Admissions for urinary tract infection per 100,000 population, age 18 and over
PQI14	Admissions for uncontrolled diabetes without complications per 100,000 population, age 18 and over
PQI15	Admissions for asthma per 100,000 population, age 18 to 39
PQI16	Admissions with lower extremity amputations for diabetes per 100,000 population, age 18 and over
PQI17	Admissions for immunization-preventable pneumococcal pneumonia per 100,000 population, age 65 and over
PQI18	Admissions for immunization-preventable influenza per 100,000 population, age 65 and over
PQI90	Overall AHRQ Prevention Quality Indicator composite per 100,000 population, age 18 and over
PQI91	Acute AHRQ Prevention Quality Indicator composite per 100,000 population, age 18 and over
PQI92	Chronic AHRQ Prevention Quality Indicator composite per 100,000 population, age 18 and over
PQI93	Diabetes AHRQ Prevention Quality Indicator composite per 100,000 population, age 18 and over
Patient Safety Indicators	
PSI02	Deaths per 1,000 hospitalizations with expected low-mortality, age 18 and over or obstetric hospital stays
PSI03	Hospital stays with pressure ulcers per 1,000 hospitalizations, age 18 and over
PSI04	Deaths per 1,000 elective-surgery hospitalizations with serious treatable complications, ages 18-89 or obstetric hospital stays
PSI05	Count of retained surgical items or unretrieved device fragments among all medical, surgical, or obstetric hospitalizations, age 18 and over
PSI06	Hospital stays with iatrogenic pneumothorax per 1,000 hospitalizations, age 18 and over
PSI07	Hospital stays with central venous catheter-related bloodstream infection per 1,000 hospitalizations, age 18 and over or obstetric deliveries
PSI08	In-hospital fall with significant hip fracture per 1,000 hospitalizations, age 18 and over
PSI09	Postoperative hemorrhage or hematoma per 1,000 surgical hospitalizations, age 18 and over
PSI10	Postoperative acute kidney injury requiring dialysis per 1,000 elective-surgery hospitalizations, age 18 and over
PSI11	Postoperative respiratory failure, prolonged mechanical ventilation, or intubation cases per 1,000 elective surgical hospitalizations, age 18 and over
PSI12	Perioperative pulmonary embolism or proximal deep vein thrombosis per 1,000 surgical hospitalizations, age 18 and over

QI	QI Label
PSI13	Postoperative sepsis per 1,000 elective-surgery hospitalizations, age 18 and over
PSI14	Reclosure of postoperative abdominal wound dehiscence per 1,000 abdominopelvic-surgery hospitalizations, age 18 and over
PSI15	Accidental punctures or lacerations during an abdominopelvic procedure per 1,000 hospitalizations, age 18 and over
PSI17	Birth trauma - injury to neonate per 1,000 live births
PSI18	Obstetric trauma per 1,000 instrument-assisted vaginal deliveries
PSI19	Obstetric trauma per 1,000 vaginal deliveries without instrument assistance

Table 2. Sources of 2016-2021 HCUP Inpatient Data for the NHQDR

Sponsored by the Agency for Healthcare Research and Quality (AHRQ), HCUP is a family of databases, software tools, and products developed through the collaboration of State data organizations, hospital associations, private data organizations, and the Federal government. HCUP would not be possible without the contributions of the following data collection Partners from across the United States.

The reporting of State-Specific information in the National Healthcare Quality and Disparities Report (NHQDR) is dependent on the permission from the HCUP Partner. Use of the State Inpatient Databases (SID) in the nationally weighted NHQDR analysis file is dependent on the availability of essential data elements. The States that met the inclusion criteria for developing the national-level weights in the final NHQDR analysis file are noted below.

The notations used in Table 2 are defined below:

- Yes, all: Data from the SID were used to report on all four types of QIs (PQIs, IQIs, PSIs, and PDIs).
- Yes, subset: Data from the SID were used to report only on PQIs, IQIs, and area-based PDIs.
 - SID were excluded from the nationally weighted analysis file used for PSI and related PDI reporting if they did not meet POA, race/ethnicity, and/or procedure day criteria
- No: Data from the SID were not used for national QI reporting.
 - SID did not include information on the race/ethnicity of the patient or were unavailable at the time the nationally weighted analysis file was constructed.

HCUP Partner Organizations	Inclusion in the 2016 NHQDR National File	Inclusion in the 2017 NHQDR National File	Inclusion in the 2018 NHQDR National File	Inclusion in the 2019 NHQDR National File	Inclusion in the 2020 NHQDR National File	Inclusion in the 2021 NHQDR National File
Alaska Department of Health and State Hospital and Healthcare Association	Yes, subset	Yes, all	Yes, all	Yes, all	Yes, all	Yes, all
Arizona Department of Health Services	Yes, all	Yes, all	Yes, all	Yes, all	Yes, all	Yes, all
Arkansas Department of Health	Yes, all	Yes, all	Yes, all	Yes, all	Yes, all	Yes, all
California Department of Health Care Access and Information	Yes, all	Yes, all	Yes, all	Yes, all	Yes, all	Yes, all
Colorado Hospital Association	Yes, all	Yes, all	Yes, all	Yes, all	Yes, all	Yes, all
Connecticut Hospital Association	Yes, subset	Yes, subset	Yes, subset	Yes, subset	Yes, subset	Yes, subset
Delaware Division of Public Health	No	Yes, subset	Yes, subset	Yes, subset	Yes, subset	Yes, subset
District of Columbia Hospital Association	No	Yes, all	Yes, all	Yes, all	Yes, all	Yes, all
Florida Agency for Health Care	Yes, all	Yes, all	Yes, all	Yes, all	Yes, all	Yes, all

HCUP Partner Organizations	Inclusion in the 2016 NHQDR National File	Inclusion in the 2017 NHQDR National File	Inclusion in the 2018 NHQDR National File	Inclusion in the 2019 NHQDR National File	Inclusion in the 2020 NHQDR National File	Inclusion in the 2021 NHQDR National File
Administration						
Georgia Hospital Association	Yes, all	Yes, all	Yes, all	Yes, all	Yes, all	Yes, all
Hawaii Health Information Corporation	Yes, all	Yes, all	Yes, all	Yes, all	Yes, all	Yes, all
Illinois Department of Public Health	Yes, all	Yes, all	Yes, all	Yes, all	Yes, all	Yes, all
Indiana Hospital Association	Yes, all	Yes, all	Yes, all	Yes, all	Yes, all	Yes, all
Iowa Hospital Association	Yes, all	Yes, all	Yes, all	Yes, all	Yes, all	Yes, all
Kansas Hospital Association	Yes, all	Yes, all	Yes, all	Yes, all	Yes, all	Yes, all
Kentucky Cabinet for Health and Family Services	Yes, all	Yes, all	Yes, all	Yes, all	Yes, all	Yes, all
Louisiana Department of Health	Yes, all	Yes, all	Yes, all	Yes, all	Yes, all	Yes, all
Maine Health Data Organization	Yes, all	Yes, all	Yes, all	Yes, all	Yes, all	Yes, all
Maryland Health Services Cost Review Commission	Yes, all	Yes, all	Yes, all	Yes, all	Yes, all	Yes, all
Massachusetts Center for Health Information and Analysis	Yes, all	Yes, all	Yes, all	Yes, all	Yes, all	Yes, all
Michigan Health & Hospital Association	Yes, all	Yes, all	Yes, all	Yes, all	Yes, all	Yes, all
Minnesota Hospital Association	Yes, all	Yes, all	Yes, all	Yes, all	Yes, all	Yes, all
Mississippi Department of Health	Yes, all	Yes, all	Yes, all	Yes, all	Yes, all	Yes, all
Missouri Hospital Industry Data Institute	Yes, all	Yes, all	Yes, all	Yes, all	Yes, all	Yes, all
Montana Hospital Association	Yes, all	Yes, all	Yes, all	Yes, all	Yes, all	Yes, all
Nebraska Hospital Association	No	No	No	No	No	No
Nevada Department of Health and Human Services	Yes, all	Yes, all	Yes, all	Yes, all	Yes, all	No
New Hampshire Department of Health & Human Services	No	No	No	Yes, subset	Yes, subset	Yes, subset
New Jersey Department of Health	Yes, all	Yes, all	Yes, all	Yes, all	Yes, all	Yes, all
New Mexico Department of Health	Yes, all	Yes, all	Yes, all	Yes, all	Yes, all	Yes, all
New York State Department of Health	Yes, all	Yes, all	Yes, all	Yes, all	Yes, all	Yes, all
North Carolina Department of Health and Human Services	Yes, all	Yes, all	Yes, all	Yes, all	Yes, all	Yes, all
North Dakota (data provided by the Minnesota Hospital Association)	No	Yes, all	Yes, all	Yes, all	Yes, all	Yes, all

HCUP Partner Organizations	Inclusion in the 2016 NHQDR National File	Inclusion in the 2017 NHQDR National File	Inclusion in the 2018 NHQDR National File	Inclusion in the 2019 NHQDR National File	Inclusion in the 2020 NHQDR National File	Inclusion in the 2021 NHQDR National File
Ohio Hospital Association	Yes, all	Yes, all	Yes, all	Yes, all	Yes, all	Yes, all
Oklahoma State Department of Health	Yes, subset	Yes, subset	Yes, subset	Yes, subset	Yes, subset	Yes, subset
Oregon Association of Hospitals and Health Systems	Yes, all	Yes, all	Yes, all	Yes, all	Yes, all	Yes, all
Pennsylvania Health Care Cost Containment Council	Yes, all	Yes, all	Yes, all	Yes, all	Yes, all	Yes, all
Rhode Island Department of Health	Yes, all	Yes, all	Yes, all	Yes, all	Yes, all	Yes, all
South Carolina Revenue and Fiscal Affairs Office	Yes, all	Yes, all	Yes, all	Yes, all	Yes, all	Yes, all
South Dakota Association of Healthcare Organizations	Yes, all	Yes, all	Yes, all	Yes, all	Yes, all	Yes, all
Tennessee Hospital Association	Yes, all	Yes, all	Yes, all	Yes, all	Yes, all	Yes, all
Texas Department of State Health Services	Yes, all	Yes, all	Yes, all	Yes, all	Yes, all	Yes, all
Utah Department of Health	No	No	Yes, all	Yes, all	Yes, all	Yes, all
Vermont Association of Hospitals and Health Systems	Yes, all	Yes, all	Yes, all	Yes, all	Yes, all	Yes, all
Virginia Health Information	Yes, all	Yes, all	Yes, all	Yes, all	Yes, all	Yes, all
Washington State Department of Health	Yes, all	Yes, all	Yes, all	Yes, all	Yes, all	Yes, all
West Virginia Department of Health and Human Resources, West Virginia Health Care Authority	Yes, subset	Yes, subset	Yes, subset	Yes, all	Yes, all	Yes, all
Wisconsin Department of Health Services	Yes, subset	Yes, subset	Yes, subset	Yes, subset	Yes, subset	Yes, subset
Wyoming Hospital Association	Yes, subset	Yes, subset	Yes, subset	Yes, subset	Yes, all	Yes, subset

*Yes, Subset: Subset of QIs that do not require POA reporting.

Table 3. Editing Essential Data Elements for State-Level Reporting of QIs in the NHQDR

State	Used for reporting by race/ethnicity?	Used for reporting by PSIs?
AK	2016-2021	2017-2021
AR	2016-2021	2016-2021
AZ	2016-2021	2016-2021
CA	2016-2021	2016-2021
CO	2016-2021	2016-2021
CT	2016-2021	No
DC	2017-2021	2016-2021
DE	2017-2021	No
FL	2016-2021	2016-2021
GA	2016-2021	2016-2021
HI	2016-2021	2016-2021
IA	2016-2021	2018-2021
IL	2016-2021	2016-2021
IN	2017-2021	2016-2021
KS	2016-2021	2016-2021
KY	2016-2021	2016-2021
LA	No	2016-2021
MA	2016-2021	2016-2021
MD	2016-2021	2016-2021
ME	2016-2021	2016-2021
MI	2016-2021	2016-2021
MN	2018-2021	2016-2021
MO	2016-2021	2016-2021
MS	2016-2021	2016-2021
MT	No	2016-2021
NC	2016-2021	2016-2021
ND	No	2016-2021
NE	No	2016-2021
NH	2019-2021	No
NJ	2016-2021	2016-2021
NM	2016-2021	2016-2021
NV	2016-2020	2016-2020
NY	2016-2021	2016-2021
OH	2016-2021	2016-2021
OK	2016-2021	No
OR	2016-2021	2016-2021
PA	2016-2021	2016-2021
RI	2016-2021	2016-2021
SC	2016-2021	2016-2021
SD	2016-2021	No
TN	2016-2021	2016-2021
TX	2016-2021	2016-2021
UT	2018-2021	2016-2021
VA	2016-2021	2016-2021
VT	2016-2021	No

State	Used for reporting by race/ethnicity?	Used for reporting by PSIs?
WA	2016-2021	2016-2021
WI	2016-2021	No
WV	2020-2021	2019-2021
WY	2016-2021	2020

REFERENCES

Agency for Healthcare Research and Quality. *Inpatient Quality Indicators: Technical Specifications, AHRQ Quality Indicators, Version 2022 SAS*. Rockville, MD: Agency for Healthcare Research and Quality, May 2022.

Agency for Healthcare Research and Quality. *Patient Safety Indicators: Technical Specifications, AHRQ Quality Indicators, Version 2022 SAS*. Rockville, MD: Agency for Healthcare Research and Quality, May 2022.

Agency for Healthcare Research and Quality. *Pediatric Quality Indicators: Technical Specifications, AHRQ Quality Indicators, Version 2022 SAS*. Rockville, MD: Agency for Healthcare Research and Quality, May 2022.

Agency for Healthcare Research and Quality. *Prevention Quality Indicators: Technical Specifications, AHRQ Quality Indicators, Version 2022 SAS*. Rockville, MD: Agency for Healthcare Research and Quality, May 2022.

Claritas. *Claritas Demographic Data*. Available: <https://claritas.com/>

HCUP Cost-to-Charge Ratio Files. Healthcare Cost and Utilization Project (HCUP). November 2021. Agency for Healthcare Research and Quality, Rockville, MD. Available: www.hcup-us.ahrq.gov/db/state/costtocharge.jsp.

HCUP State Inpatient Databases (SID). Healthcare Cost and Utilization Project (HCUP). 2016-2021. Agency for Healthcare Research and Quality, Rockville, MD. www.hcup-us.ahrq.gov/sidoverview.jsp.

HCUP National Inpatient Sample (NIS). Healthcare Cost and Utilization Project (HCUP). 2016-2021. Agency for Healthcare Research and Quality, Rockville, MD. www.hcup-us.ahrq.gov/nisoverview.jsp.

HCUP Nationwide Emergency Department Sample (NEDS). Healthcare Cost and Utilization Project (HCUP). 2016-2021. Agency for Healthcare Research and Quality, Rockville, MD. www.hcup-us.ahrq.gov/nedsoverview.jsp.

Houchens R. *Inferences with HCUP State Databases Final Report*. HCUP Methods Series Report # 2010-05. ONLINE. October 12, 2010. U.S. Agency for Healthcare Research and Quality. Available: <http://www.hcup-us.ahrq.gov/reports/methods.jsp>.

IOM (Institute of Medicine). *Future Directions for the National Healthcare Quality and Disparities Reports*. Washington, DC: The National Academies Press, 2010.

APPENDICES

APPENDIX A: NATIONALLY WEIGHTED ANALYSIS FILES FOR THE NATIONAL HEALTHCARE QUALITY AND DISPARITIES REPORT

Beginning with the 2022 NHQDR, two versions of the nationally weighted NHQDR analysis file were used for reporting national QI estimates. Both used the SID and were limited to community hospitals, excluding rehabilitation and LTAC facilities. The two versions were specific to the data elements needed for the different QI modules:

- For the PQIs, IQIs, and area-based PDIs, the nationally weighted file included data from SID that included information on race/ethnicity of the patient. After hospitals that failed the race/ethnicity edits were excluded, all remaining discharges in the selected SID were weighted to the universe of community hospitals in the United States, excluding rehabilitation and LTAC facilities.
- Because the PSIs and related PDIs require knowing if the patient safety event occurred in the hospital and the timing of procedures, a second version of the nationally weighted file was created using the following criteria: (1) the SID included the data elements indicating diagnoses were POA, (2) the SID included information on day of principal and secondary procedure days, and (3) the SID included information on the race/ethnicity of the patient. Hospitals in qualifying SID were excluded if they failed POA and race/ethnicity edits. All remaining discharges were weighted to the universe of community hospitals in the United States, excluding rehabilitation and LTAC facilities.

In data year 2016, there were 49 eligible SID:

- 37 SID had all necessary data elements and were used for national estimates of all QIs (PQIs, IQIs, PSIs, and PDIs)
- 6 SID did not have POA and/or procedure date data and were thus excluded from national reporting of PSIs and related PDIs
- 6 SID did not have any race/ethnicity data (or were unavailable at the time the national file was built) and were not used for any national QI estimates (Figure A-1).

In data year 2017, there were 49 eligible SID:

- 40 SID had all necessary data elements and were used for national estimates of all QIs (PQIs, IQIs, PSIs, and PDIs).
- 6 SID did not have POA and/or procedure date data and were thus excluded from national reporting of PSIs and related PDIs
- 3 SID did not have any race/ethnicity data (or were unavailable at the time the national file was built) and were not used for any national QI estimates (Figure A-2).

In data year 2018, there were 49 eligible SID

- 41 SID had all necessary data elements and were used for national estimates of all QIs (PQIs, IQIs, PSIs, and PDIs).
- 6 SID did not have POA and/or procedure date data and were thus excluded from national reporting of PSIs and related PDIs
- 2 SID did not have any race/ethnicity data (or were unavailable at the time the national file was built) and were not used for any national QI estimates (Figure A-3).

In data year 2019, there were 49 eligible SID

- 42 SID had all necessary data elements and were used for national estimates of all QIs (PQIs, IQIs, PSIs, and PDIs).
- 6 SID did not have POA and/or procedure date data and were thus excluded from national reporting of PSIs and related PDIs
- 1 SID did not have any race/ethnicity data (or were unavailable at the time the national file was built) and were not used for any national QI estimates (Figure A-4).

In data year 2020, there were 49 eligible SID

- 43 SID had all necessary data elements and were used for national estimates of all QIs (PQIs, IQIs, PSIs, and PDIs).
- 5 SID did not have POA and/or procedure date data and were thus excluded from national reporting of PSIs and related PDIs
- 1 SID did not have any race/ethnicity data (or were unavailable at the time the national file was built) and were not used for any national QI estimates (Figure A-5).

In data year 2021, there were 48 eligible SID

- 41 SID had all necessary data elements and were used for national estimates of all QIs (PQIs, IQIs, PSIs, and PDIs).
- 6 SID did not have POA and/or procedure date data and were thus excluded from national reporting of PSIs and related PDIs
- 1 SID did not have any race/ethnicity data (or were unavailable at the time the national file was built) and were not used for any national QI estimates (Figure A-6).

Figure A-1. States Used for 2016 National QI Estimates

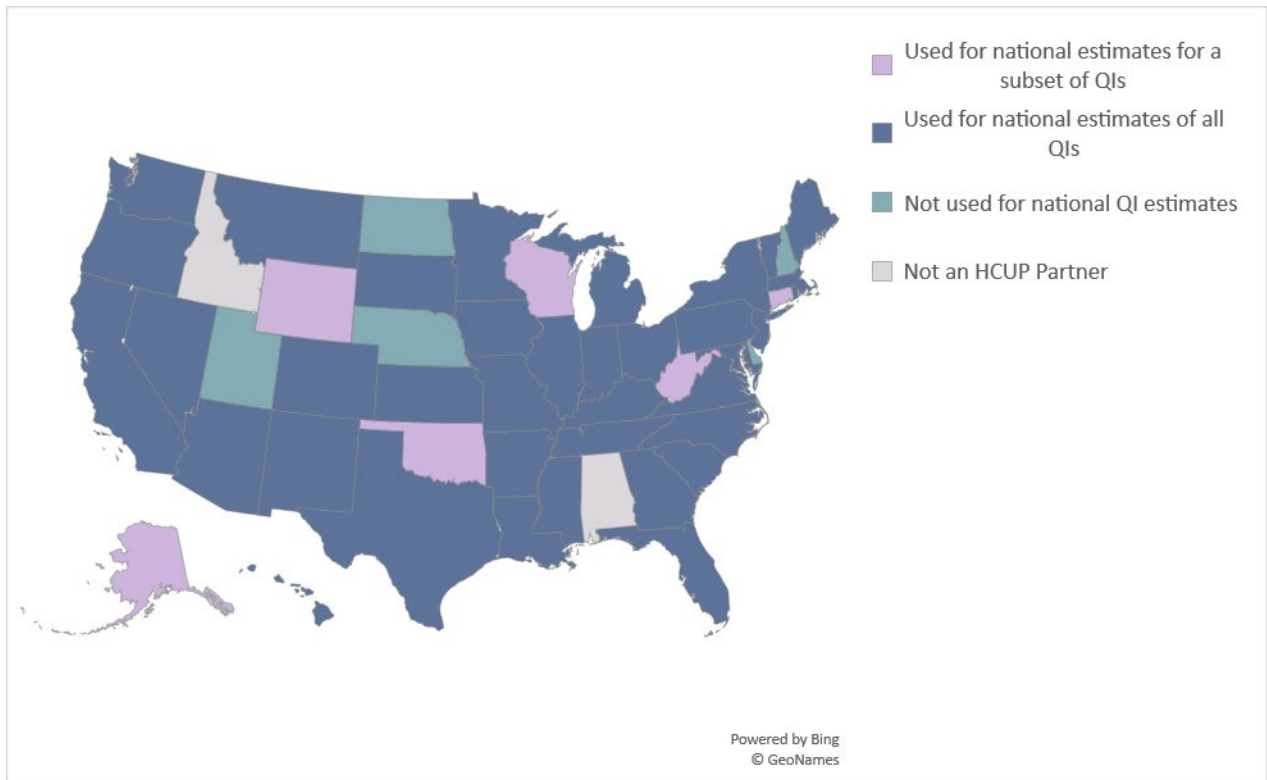


Figure A-2. States Used for 2017 National QI Estimates

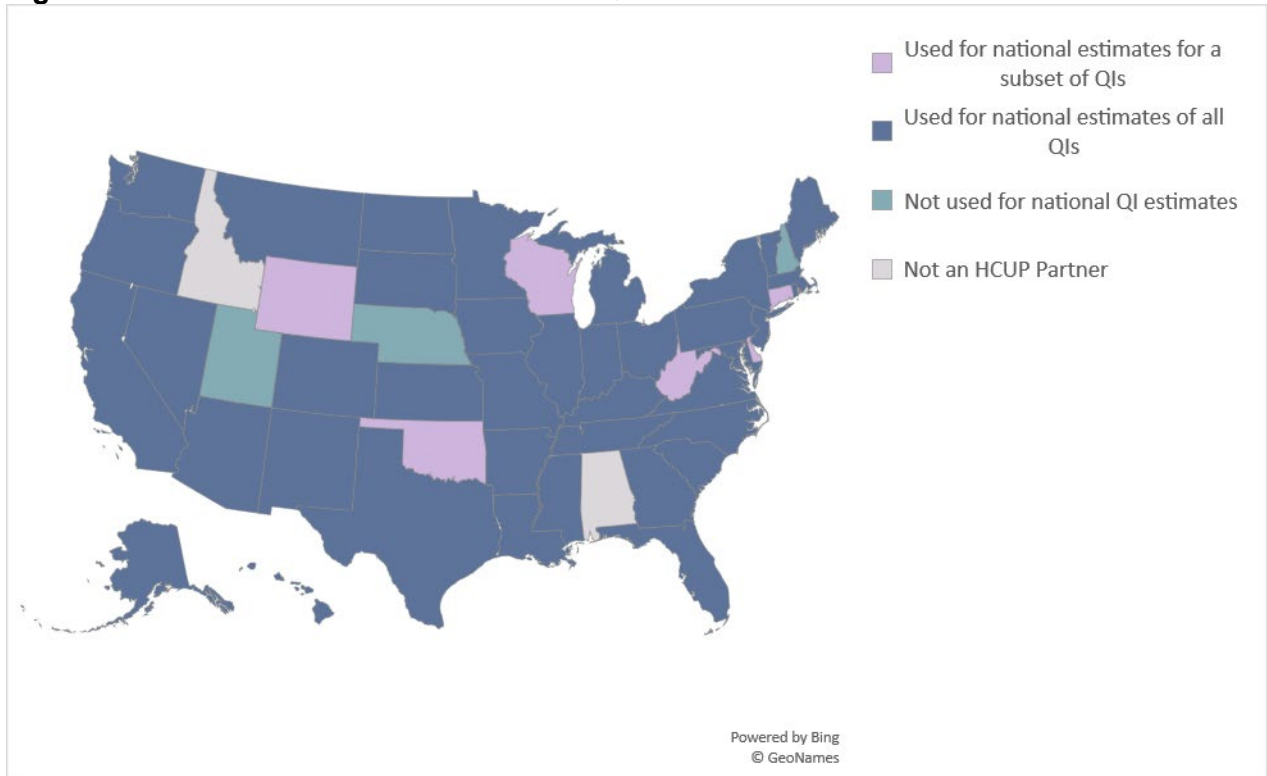


Figure A-3. States Used for 2018 National QI Estimates

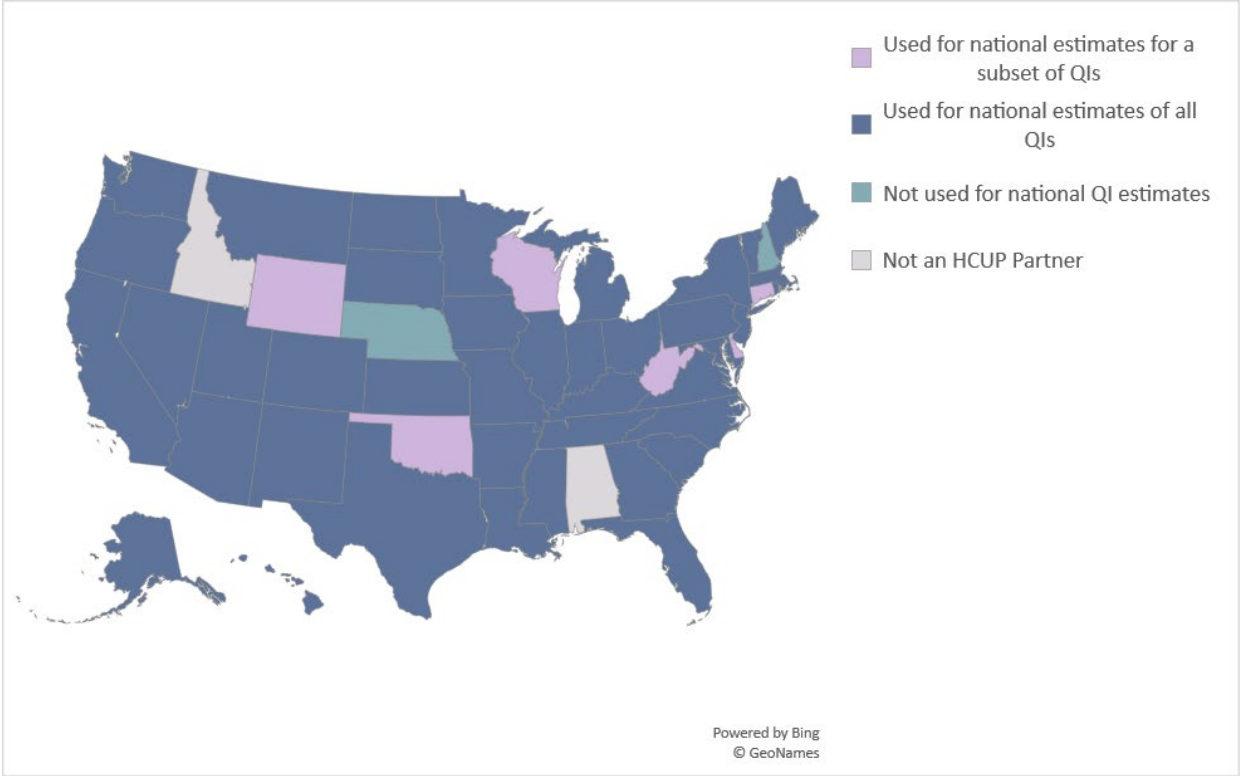


Figure A-4. States Used for 2019 National QI Estimates

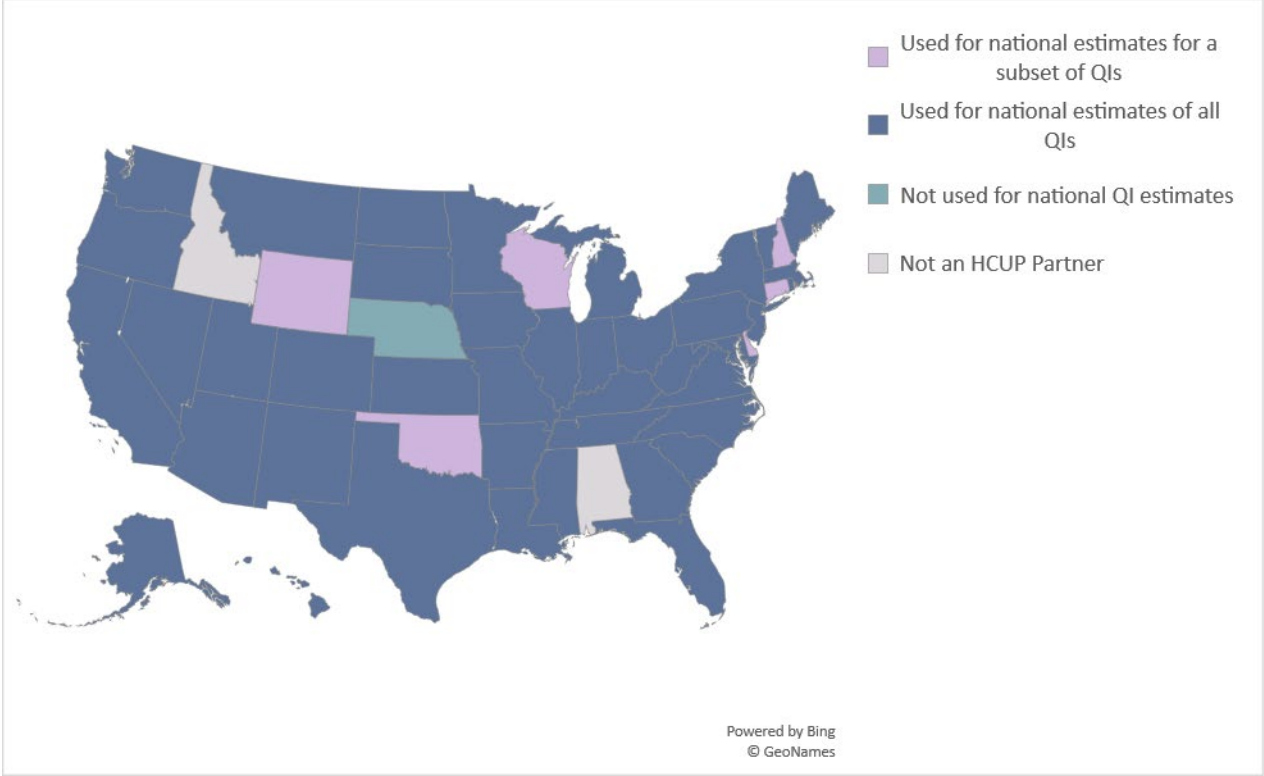


Figure A-5. States Used for 2020 National QI Estimates

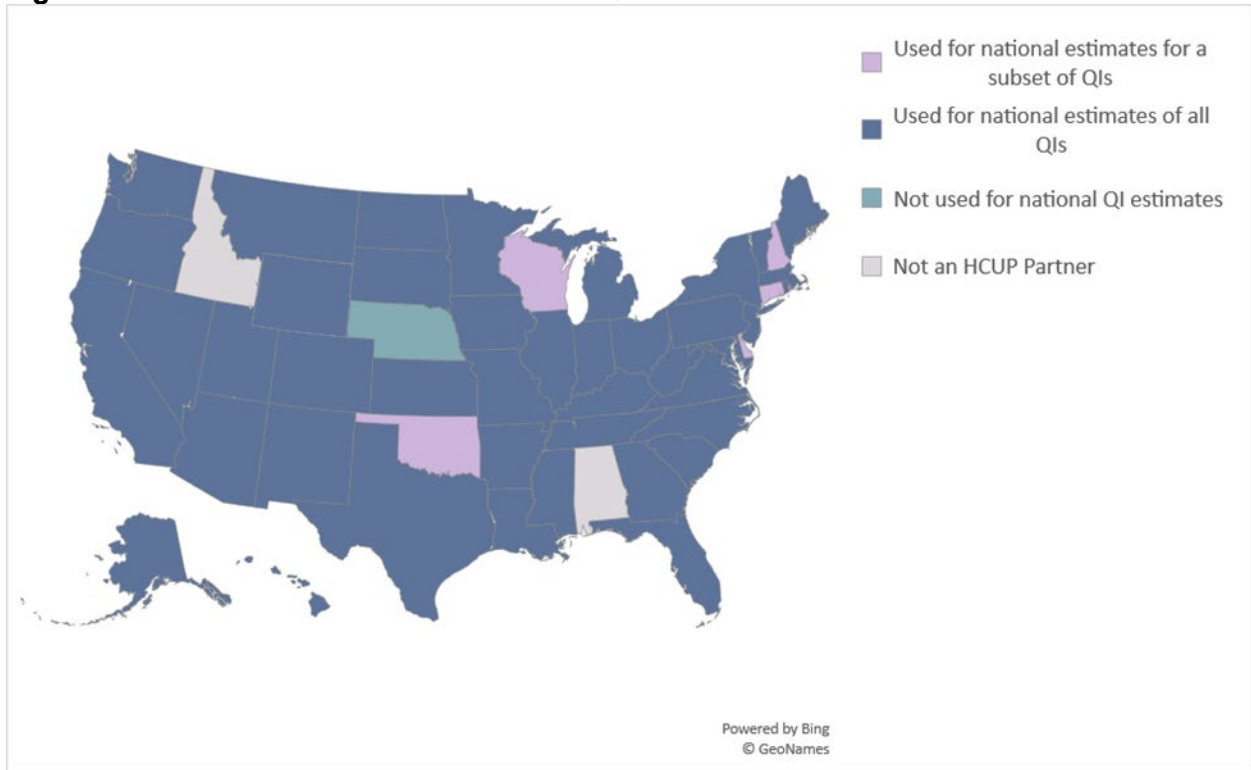
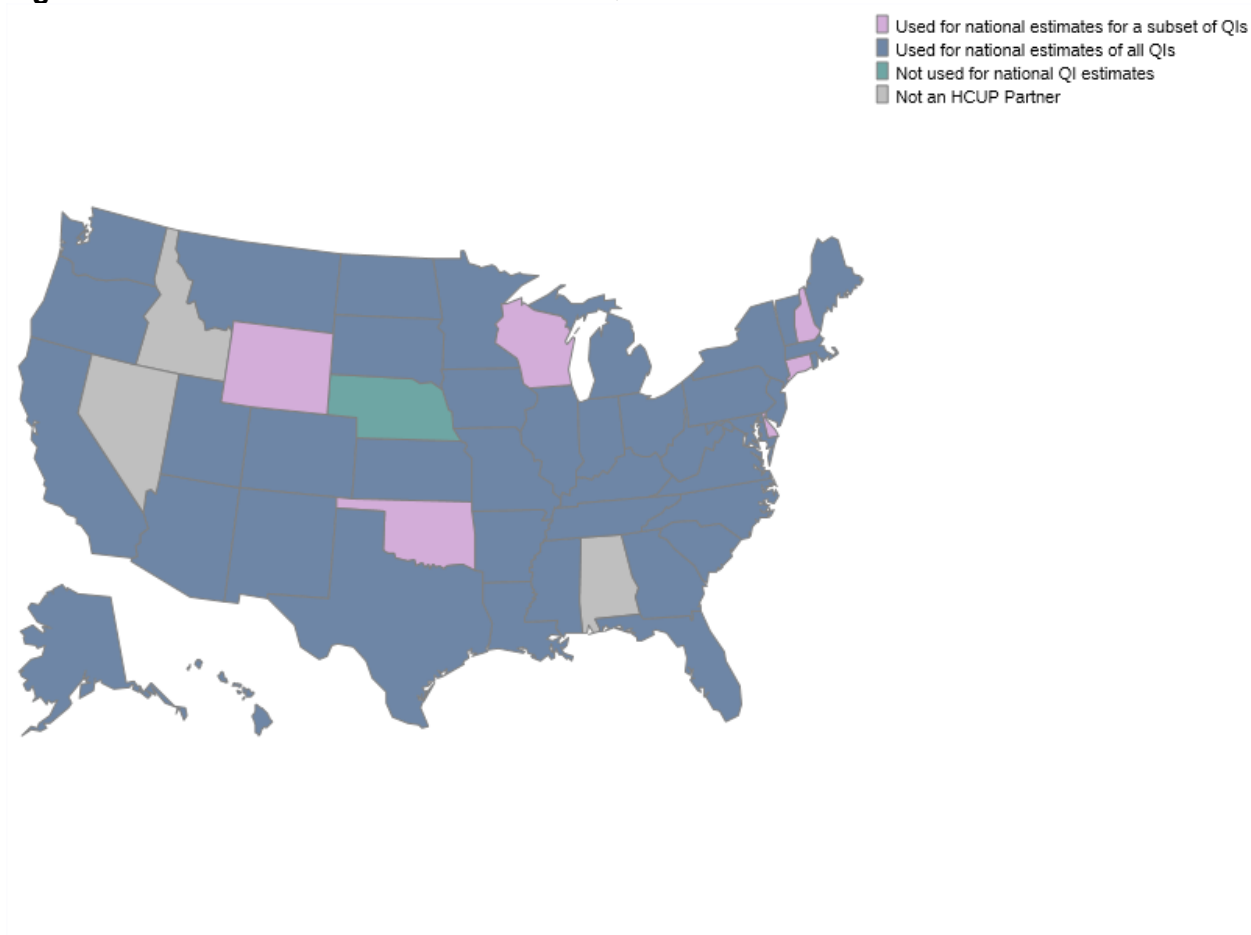


Figure A-6. States Used for 2021 National QI Estimates



Evaluating the 2016-2021 Nationally Weighted NHQDR Analysis File

Table A-1 demonstrates the representation of the States (plus District of Columbia) used for each year by U.S. Census region.

Table A-1. Geographic Representation of the NHQDR Analysis File, 2016-2021

Census Region	2016		2017		2018		2019		2020		2021	
	PSIs and Related PDIs	All Other QIs	PSIs and Related PDIs	All Other QIs	PSIs and Related PDIs	All Other QIs	PSIs and Related PDIs	All Other QIs	PSIs and Related PDIs	All Other QIs	PSIs and Related PDIs	All Other QIs
<i>Northeast</i>												
Number of States in the nationally weighted analysis file	7	8	7	8	7	8	7	9	7	9	7	9
Number of States in the region	9	9	9	9	9	9	9	9	9	9	9	9
Percent of States included in the nationally weighted analysis file	77.8%	88.9%	77.8%	88.9%	77.8%	88.9%	77.8%	100%	77.8%	100%	77.8%	100%
<i>Midwest</i>												
Number of States in the nationally weighted analysis file	9	10	10	11	10	11	10	11	10	11	10	11
Number of States in the region	12	12	12	12	12	12	12	12	12	12	12	12
Percent of States included in the nationally weighted analysis file	75.0%	83.3%	83.3%	91.7%	83.3%	91.7%	83.3%	91.7%	83.3%	91.7%	83.3%	91.7%
<i>South</i>												
Number of States and District of Columbia in the nationally weighted analysis file	12	14	13	16	13	16	14	16	14	16	14	16
Number of States and District of Columbia in the region	17	17	17	17	17	17	17	17	17	17	17	17

Percent of States included in the nationally weighted analysis file	70.6%	82.4%	76.5%	94.1%	76.5%	94.1%	82.4%	94.1%	82.4%	94.1%	82.4%	94.1%
<i>West</i>												
Number of States in the nationally weighted analysis file	9	11	10	11	11	12	11	12	12	12	10	11
Number of States in the region	13	13	13	13	13	13	13	13	13	13	13	13
Percent of States included in the nationally weighted analysis file	69.2%	84.6%	76.9%	84.6%	84.6%	92.3%	84.6%	92.3%	92.3%	92.3%	77.0%	84.6%
<i>Total</i>												
Number of States in the nationally weighted analysis file	37	43	40	46	41	47	42	48	43	48	41	47
Number of States and District of Columbia in the region	51	51	51	51	51	51	51	51	51	51	51	51
Percent of States included in the nationally weighted analysis file	72.5%	84.3%	78.4%	90.2%	80.4%	92.2%	82.4%	94.1%	84.3%	94.1%	80.4%	92.2%

Table A-2 compares aggregated totals of various measures as a percent of the national measure.

Table A-2. Population Representation of the NHQDR Analysis File, 2016-2021

Measure	Percent of national population represented - 2016		Percent of national population represented - 2017		Percent of national population represented - 2018		Percent of national population represented - 2019		Percent of national population represented - 2020		Percent of national population represented - 2021	
	All Other QIs	PSIs and Related PDIs	All Other QIs	PSIs and Related PDIs	All Other QIs	PSIs and Related PDIs	All Other QIs	PSIs and Related PDIs	All Other QIs	PSIs and Related PDIs	All Other QIs	PSIs and Related PDIs
Total resident population*	95.3%	90.2%	96.0%	90.9%	97.0%	94.3%	97.4%	92.4%	97.4%	92.4%	96.4%	91.5%
<i>Population by race/ethnicity*:</i>												
White	94.4%	88.1%	95.1%	88.8%	96.3%	92.7%	96.9%	90.9%	96.9%	91.1%	96.1%	90.0%
African American	95.1%	92.3%	96.4%	93.2%	96.5%	94.8%	96.6%	93.5%	96.6%	93.5%	95.8%	92.75
Asian/Pacific Islander	98.1%	95.4%	98.5%	95.9%	99.0%	97.5%	99.2%	96.5%	99.2%	96.5%	97.7%	95.05
Hispanic	97.8%	95.2%	98.1%	95.4%	98.8%	97.6%	98.9%	96.2%	98.9%	96.2%	97.4%	94.6%
<i>Population by age*:</i>												
Population under age 18	95.0%	90.0%	95.7%	90.7%	96.9%	94.5%	97.3%	92.5%	92.5%	92.6%	96.3%	91.5%
Population age 18-64	95.4%	90.3%	96.1%	91.0%	97.0%	93.4%	97.4%	92.5%	92.5%	92.7%	96.5%	91.65
Population over age 64	95.5%	90.1%	96.2%	90.7%	96.9%	93.8%	97.3%	92.1%	92.1%	92.3%	96.4%	91.2%
<i>Population by income**:</i>												
Population with income under the Federal poverty level	95.5%	90.8%	96.2%	96.9%	96.8%	91.9%	97.1%	92.7%	Not Reported in 2020***		96.1%	91.6%

*Calculated using 2016-2021 Claritas data and 1977 OMB Directive 15 race definitions (e.g. no option for selecting "two or more races").

**Calculated using Kaiser Family Foundation, statehealthfacts.org. Data Source: Urban Institute and Kaiser Commission on Medicaid and the Uninsured estimates based on the Census Bureau's American Community Survey (CPS: Annual Social and Economic Supplements), accessed April 12, 2024.

*** The Kaiser Family Foundation has not reported 2020 data.

To further evaluate the reliability of national estimates produced by the nationally weighted NHQDR analysis file it is compare to the respective National Inpatient Sample (NIS). Tables A.3–A.33 contain the distribution of discharges in both files by key demographic and clinical data elements. Based on these analyses, the 2016-2021 nationally weighted analysis files appear to provide reliable national estimates when compared with the 2016-2021 NIS files.

Table A-3. Comparison of Census Region, NHQDR Analysis File and HCUP National Inpatient Sample, 2016

REGION	2016 All Other QIs		2016 PSIs and Related PDIs		2016 NIS	
	Frequency	Percent	Frequency	Percent	Frequency	Percent
1: Northeast	6,923,516.00	18.68	6,923,516.00	18.68	6,599,354.00	18.50
2: Midwest	8,218,875.00	22.17	8,218,875.00	22.17	7,934,002.00	22.24
3: South	14599676.00	39.39	14599676.00	39.39	14,019,051.00	39.30
4: West	7,325,563.00	19.76	7,325,563.00	19.76	7,123,014.00	19.97

Table A-4. Comparison of Patient Age in Years at Admission, NHQDR Analysis File and HCUP National Inpatient Sample, 2016

AGE_I	2016 All Other QIs		2016 PSIs and Related PDIs		2016 NIS	
	Frequency	Percent	Frequency	Percent	Frequency	Percent
.: Missing	-	-	-	-	580.00	0.00
.A: Invalid	-	-	-	-	55.00	0.00
.C: Inconsistent	-	-	-	-	6,475.00	0.02
0-17	5,553,777.03	14.98	5,501,469.87	14.84	5,479,699.44	15.36
18-44	8,984,366.79	24.24	8,993,052.74	24.26	8,707,322.70	24.41
45-64	9,202,667.30	24.83	9,218,187.47	24.87	8,784,564.17	24.62
65+	13326818.88	35.95	13354919.93	36.03	12,696,724.69	35.59

Note: AGE was imputed when missing in the SID for the NHQDR analysis file.

Table A-5. Comparison of Patient Sex, NHQDR Analysis File and HCUP National Inpatient Sample, 2016

SEX_I	2016 All Other QIs		2016 PSIs and Related PDIs		2016 NIS	
	Frequency	Percent	Frequency	Percent	Frequency	Percent
.: Missing	-	-	-	-	2,755.01	0.01
.A: Invalid	-	-	-	-	504.99	0.00
.C: Inconsistent	-	-	-	-	17,689.98	0.05
0: Male	16078616.65	43.38	16,070,564.66	43.35	15,430,338.61	43.25
1: Female	20989013.35	56.62	20,997,065.33	56.65	20,224,132.41	56.69

Note: SEX was imputed when missing in the SID for the NHQDR analysis file.

Table A-6. Comparison of Expected Primary Payer, NHQDR Analysis File and HCUP National Inpatient Sample, 2016

PAY1_I	2016 All Other QIs		2016 PSIs and Related PDIs		2016 NIS	
	Frequency	Percent	Frequency	Percent	Frequency	Percent
.: Missing	-	-	-	-	43,669.98	0.12
.A: Invalid	-	-	-	-	3,689.98	0.01
1: Medicare	14,852,381.54	40.07	14,874,212.33	40.13	14,117,652.96	39.57
2: Medicaid	8,629,190.25	23.28	8,584,130.71	23.16	8,241,463.63	23.10
3: Private Insurance	10,906,265.95	29.42	10,920,775.63	29.46	10,720,692.57	30.05
4: Self-pay	1,455,888.64	3.93	1,471,263.13	3.97	1,378,048.31	3.86
5: No Charge	116,555.15	0.31	116,815.43	0.32	111,960.07	0.31
6: Other	1,107,348.48	2.99	1,100,432.77	2.97	1,058,243.50	2.97

Note: PAY1 was imputed when missing in the SID for the NHQDR analysis file.

Table A-7. Comparison of Community Income Quartile Based on the Patient's ZIP Code, NHQDR Analysis File and HCUP National Inpatient Sample, 2016

ZIPINC_QRTL_I	2016 All Other QIs		2016 PSIs and Related PDIs		2016 NIS	
	Frequency	Percent	Frequency	Percent	Frequency	Percent
.: Missing	-	-	-	-	604,684.26	1.69
.A: Invalid	-	-	-	-	2,570.01	0.01
1: First Quartile (lowest income)	11,704,001.97	31.57	11,737,467.18	31.67	10,764,484.02	30.17
2: Second Quartile	9,478,756.09	25.57	9,456,092.01	25.51	8,915,953.48	24.99
3: Third Quartile	8,749,607.44	23.60	8,719,676.70	23.52	8,387,992.45	23.51
4: Fourth Quartile (highest income)	7,135,264.50	19.25	7,154,394.11	19.30	6,999,736.78	19.62

Note: ZIPINC_QRTL was imputed when missing in the SID for the NHQDR analysis file.

Table A-8. Comparison of Patient Race/Ethnicity, NHQDR Analysis File and HCUP National Inpatient Sample, 2016

RACE_I	2016 All Other QIs		2016 PSIs and Related PDIs		2016 NIS	
	Frequency	Percent	Frequency	Percent	Frequency	Percent
.: Missing	-	-	-	-	1,834,461.95	5.14
.A: Invalid	-	-	-	-	1,094.99	0.00
1: White	24,289,255.36	65.53	24,150,900.39	65.15	22,129,138.91	62.03
2: Black	5,607,330.42	15.13	5,703,454.51	15.39	5,146,531.40	14.43
3: Hispanic	4,557,685.94	12.30	4,649,835.45	12.54	4,151,120.68	11.64
4: Asian/Pacific Islander	1,104,100.35	2.98	1,114,315.58	3.01	1,037,069.55	2.91
5: Native American	260,304.36	0.70	200,816.20	0.54	219,704.67	0.62

RACE_I	2016 All Other QIs		2016 PSIs and Related PDIs		2016 NIS	
	Frequency	Percent	Frequency	Percent	Frequency	Percent
6: Other	1,248,953.57	3.37	1,248,307.88	3.37	1,156,298.85	3.24

Note: RACE was imputed when missing in the SID for the NHQDR analysis file.

Table A-9. Comparison of Location of Patient Residence, NHQDR Analysis File and HCUP National Inpatient Sample, 2016

PL_NCHS_I	2016 All Other QIs		2016 PSIs and Related PDIs		2016 NIS	
	Frequency	Percent	Frequency	Percent	Frequency	Percent
.: Missing	-	-	-	-	165,924.82	0.47
1: Large central metropolitan	11,226,922.35	30.29	11,389,154.46	30.73	10,677,791.53	29.93
2: Large fringe metropolitan	8,886,157.64	23.97	9,247,344.81	24.95	8,511,806.80	23.86
3: Medium metropolitan	7,613,411.22	20.54	7,334,323.25	19.79	7,367,378.83	20.65
4: Small metropolitan	3,383,121.43	9.13	3,269,632.66	8.82	3,261,307.20	9.14
5: Micropolitan (nonmetropolitan)	3,380,294.75	9.12	3,342,235.48	9.02	3,249,516.34	9.11
6: Noncore (nonmetropolitan)	2,577,722.61	6.95	2,484,939.34	6.70	2,441,695.47	6.84

Note: PL_NCHS was imputed when missing in the SID for the NHQDR analysis file.

Table A-10. Comparison of Length of Stay, Number of Diagnoses and Procedures on the Record, Total Charges, and Total Cost, NHQDR Analysis File and HCUP National Inpatient Sample, 2016

Variable/Label	2016 All Other QIs			2016 PSIs and Related PDIs			2016 NIS		
	MIN	MAX	MEAN	MIN	MAX	MEAN	MIN	MAX	MEAN
LOS: Length of stay (cleaned)	0.00	365.00	4.63	0.00	365.00	4.61	0.00	365.00	4.62
NDX: Number of diagnoses on this record	0.00	72.00	10.60	0.00	72.00	10.64	0.00	72.00	10.56
NPR: Number of procedures on this record	0.00	76.00	1.59	0.00	76.00	1.59	0.00	66.00	1.59
TOTCHG: Total charges (cleaned)	100.0	9,999,999.0	47,340.94	100.0	9,999,999.0	47,413.24	100.0	9,999,999.0	47,018.93

Table A-11. Comparison of Census Region, NHQDR Analysis File and HCUP National Inpatient Sample, 2017

REGION	2017 All Other QIs		2017 PSIs and Related PDIs		2017 NIS	
	Frequency	Percent	Frequency	Percent	Frequency	Percent
1: Northeast	6,984,335.00	18.76	6,984,335.00	18.76	6,571,470.00	18.36
2: Midwest	8,213,913.00	22.07	8,213,913.00	22.07	7,982,265.00	22.30
3: South	14,615,323.00	39.27	14,615,323.00	39.27	14,063,640.00	39.29
4: West	7,408,583.00	19.90	7,408,583.00	19.90	7,181,078.00	20.06

Table A-12. Comparison of Patient Age in Years at Admission, NHQDR Analysis File and HCUP National Inpatient Sample, 2017

AGE_I	2017 All Other QIs		2017 PSIs and Related PDIs		2017 NIS	
	Frequency	Percent	Frequency	Percent	Frequency	Percent
.: Missing	-	-	-	-	435.00	0.00
.A: Invalid	-	-	-	-	10.00	0.00
.C: Inconsistent	-	-	-	-	1,265.00	0.00
0-17	5,474,031.73	14.71	5,464,430.31	14.68	5,375,835.89	15.02
18-44	8,866,071.45	23.82	8,871,038.24	23.83	8,569,788.74	23.94
45-64	9,115,592.15	24.49	9,125,049.20	24.52	8,721,412.25	24.36
65+	13,766,458.66	36.98	13,761,636.25	36.97	13,129,706.12	36.68

Note: AGE was imputed when missing in the SID for the NHQDR analysis file.

Table A-13. Comparison of Patient Sex, NHQDR Analysis File and HCUP National Inpatient Sample, 2017

SEX_I	2017 All Other QIs		2017 PSIs and Related PDIs		2017 NIS	
	Frequency	Percent	Frequency	Percent	Frequency	Percent
.: Missing	-	-	-	-	2,650.00	0.01
.A: Invalid	-	-	-	-	5.00	0.00
.C: Inconsistent	-	-	-	-	2,095.00	0.01
0: Male	16,250,362.63	43.66	16,246,433.12	43.65	15,607,453.13	43.60
1: Female	20,971,791.37	56.34	20,975,720.88	56.35	20,186,249.87	56.39

Note: SEX was imputed when missing in the SID for the NHQDR analysis file.

Table A-14. Comparison of Expected Primary Payer, NHQDR Analysis File and HCUP National Inpatient Sample, 2017

PAY1_I	2017 All Other QIs		2017 PSIs and Related PDIs		2017 NIS	
	Frequency	Percent	Frequency	Percent	Frequency	Percent
.: Missing	-	-	-	-	63,835.12	0.18
.A: Invalid	-	-	-	-	830.00	0.00
1: Medicare	15,246,467.72	40.96	15,228,431.07	40.91	14,513,926.28	40.54
2: Medicaid	8,645,247.30	23.23	8,617,741.00	23.15	8,270,727.84	23.10
3: Private Insurance	10,715,656.47	28.79	10,730,370.68	28.83	10,448,043.54	29.19
4: Self-pay	1,471,977.12	3.95	1,495,626.86	4.02	1,398,840.40	3.91
5: No Charge	108,362.93	0.29	111,545.81	0.30	104,305.26	0.29
6: Other	1,034,442.47	2.78	1,038,438.58	2.79	997,944.56	2.79

Note: PAY1 was imputed when missing in the SID for the NHQDR analysis file.

Table A-15. Comparison of Community Income Quartile Based on the Patient's ZIP Code, NHQDR Analysis File and HCUP National Inpatient Sample, 2017

ZIPINC_QRTL_I	2017 All Other QIs		2017 PSIs and Related PDIs		2017 NIS	
	Frequency	Percent	Frequency	Percent	Frequency	Percent
.: Missing	-	-	-	-	579,364.49	1.62
.A: Invalid	-	-	-	-	2,245.01	0.01
1: First Quartile (lowest income)	11,508,876.50	30.92	11,584,894.34	31.12	10,680,030.04	29.83
2: Second Quartile	9,826,739.29	26.40	9,796,986.05	26.32	9,312,561.02	26.01
3: Third Quartile	8,649,828.57	23.24	8,574,265.96	23.04	8,277,358.70	23.12
4: Fourth Quartile (highest income)	7,236,709.63	19.44	7,266,007.65	19.52	6,946,893.73	19.41

Note: ZIPINC_QRTL was imputed when missing in the SID for the NHQDR analysis file.

Table A-16. Comparison of Patient Race/Ethnicity, NHQDR Analysis File and HCUP National Inpatient Sample, 2017

RACE_I	2017 All Other QIs		2017 PSIs and Related PDIs		2017 NIS	
	Frequency	Percent	Frequency	Percent	Frequency	Percent
.: Missing	-	-	-	-	1,531,207.63	4.28
.A: Invalid	-	-	-	-	450.00	0.00
1: White	24,186,983.23	64.98	23,991,274.17	64.45	22,225,089.88	62.08
2: Black	5,618,280.55	15.09	5,738,831.71	15.42	5,249,741.85	14.66
3: Hispanic	4,679,977.48	12.57	4,773,186.77	12.82	4,280,847.52	11.96
4: Asian/Pacific Islander	1,152,048.96	3.10	1,159,513.86	3.12	1,068,493.25	2.98
5: Native American	258,863.09	0.70	227,453.29	0.61	221,530.40	0.62

RACE_I	2017 All Other QIs		2017 PSIs and Related PDIs		2017 NIS	
	Frequency	Percent	Frequency	Percent	Frequency	Percent
6: Other	1,326,000.69	3.56	1,331,894.20	3.58	1,221,092.47	3.41

Note: RACE was imputed when missing in the SID for the NHQDR analysis file.

Table A-17. Comparison of Location of Patient Residence, NHQDR Analysis File and HCUP National Inpatient Sample, 2017

PL_NCHS_I	2017 All Other QIs		2017 PSIs and Related PDIs		2017 NIS	
	Frequency	Percent	Frequency	Percent	Frequency	Percent
.: Missing	-	-	-	-	165,789.53	0.46
1: Large central metropolitan	11,280,064.76	30.30	11,460,507.19	30.79	10,700,675.23	29.89
2: Large fringe metropolitan	8,990,496.52	24.15	9,318,283.84	25.03	8,607,932.94	24.05
3: Medium metropolitan	7,567,370.83	20.33	7,283,783.59	19.57	7,359,152.85	20.56
4: Small metropolitan	3,436,245.52	9.23	3,327,373.68	8.94	3,274,419.19	9.15
5: Micropolitan (nonmetropolitan)	3,380,549.99	9.08	3,344,245.50	8.98	3,253,851.51	9.09
6: Noncore (nonmetropolitan)	2,567,426.37	6.90	2,487,960.20	6.68	2,436,631.76	6.81

Note: PL_NCHS was imputed when missing in the SID for the NHQDR analysis file.

Table A-18. Comparison of Length of Stay, Number of Diagnoses and Procedures on the Record, Total Charges, and Total Cost, NHQDR Analysis File and HCUP National Inpatient Sample, 2017

Variable/Label	2017 All Other QIs			2017 PSIs and Related PDIs			2017 NIS		
	MIN	MAX	MEAN	MIN	MAX	MEAN	MIN	MAX	MEAN
LOS: Length of stay (cleaned)	0.00	365.00	4.62	0.00	365.00	4.61	0.00	365.00	4.62
NDX: Number of diagnoses on this record	0.00	111.00	11.35	0.00	111.00	11.40	0.00	104.00	11.32
NPR: Number of procedures on this record	0.00	100.00	1.60	0.00	100.00	1.61	0.00	100.00	1.60
TOTCHG: Total charges (cleaned)	100.0	9,999,999.0	49,959.22	100.0	9,999,999.0	50,137.08	100.0	9,999,999.0	49,787.58

Table A-19. Comparison of Census Region, NHQDR Analysis File and HCUP National Inpatient Sample, 2018

REGION	2018 All Other QIs		2018 PSIs and Related PDIs		2018 NIS	
	Frequency	Percent	Frequency	Percent	Frequency	Percent
1: Northeast	6,949,008.00	18.70	6,949,008.00	18.70	6,466,741.00	18.20
2: Midwest	8,187,106.00	22.03	8,187,106.00	22.03	7,908,637.00	22.26
3: South	14,634,686.00	39.37	14,634,686.00	39.37	14,028,693.00	39.49
4: West	7,399,129.00	19.91	7,399,129.00	19.91	7,123,410.00	20.05

Table A-20. Comparison of Patient Age in Years at Admission, NHQDR Analysis File and HCUP National Inpatient Sample, 2018

AGE_I	2018 All Other QIs		2018 PSIs and Related PDIs		2018 NIS	
	Frequency	Percent	Frequency	Percent	Frequency	Percent
.: Missing	9.34	0.00	-	-	435.00	0.00
.C: Inconsistent	-	-	-	-	925.00	0.00
0-17	5,411,921.35	14.56	5,386,442.28	14.49	5,266,258.29	14.82
18-44	8,817,571.37	23.72	8,824,944.03	23.74	8,438,858.29	23.75
45-64	9,012,133.16	24.25	9,026,816.71	24.29	8,582,643.71	24.16
65+	13,928,293.77	37.47	13,931,725.98	37.48	13,238,360.71	37.26

Note: AGE was imputed when missing in the SID for the NHQDR analysis file.

Table A-21. Comparison of Patient Sex, NHQDR Analysis File and HCUP National Inpatient Sample, 2018

SEX_I	2018 All Other QIs		2018 PSIs and Related PDIs		2018 NIS	
	Frequency	Percent	Frequency	Percent	Frequency	Percent
.: Missing	-	-	-	-	2,515.00	0.01
.A: Invalid	-	-	-	-	100.00	0.00
.C: Inconsistent	-	-	-	-	2,295.00	0.01
0: Male	16,341,941.99	43.97	16,338,514.14	43.96	15,593,671.49	43.89
1: Female	20,827,987.01	56.03	20,831,414.86	56.04	19,928,899.51	56.09

Note: SEX was imputed when missing in the SID for the NHQDR analysis file.

Table A-22. Comparison of Expected Primary Payer, NHQDR Analysis File and HCUP National Inpatient Sample, 2018

PAY1_I	2018 All Other QIs		2018 PSIs and Related PDIs		2018 NIS	
	Frequency	Percent	Frequency	Percent	Frequency	Percent
.: Missing	-	-	-	-	47,569.78	0.13
.A: Invalid	-	-	-	-	1,744.99	0.00
1: Medicare	15,318,514.50	41.21	15,308,154.18	41.18	14,534,046.06	40.91
2: Medicaid	8,468,101.65	22.78	8,435,461.01	22.69	8,064,974.81	22.70
3: Private Insurance	10,689,320.11	28.76	10,705,391.33	28.80	10,307,345.49	29.01
4: Self-pay	1,557,109.68	4.19	1,585,748.89	4.27	1,470,850.21	4.14
5: No Charge	116,819.07	0.31	118,925.25	0.32	112,214.89	0.32
6: Other	1,020,063.98	2.74	1,016,248.35	2.73	988,734.78	2.78

Note: PAY1 was imputed when missing in the SID for the NHQDR analysis file.

Table A-23. Comparison of Community Income Quartile Based on the Patient's ZIP Code, NHQDR Analysis File and HCUP National Inpatient Sample, 2018

ZIPINC_QRTL_I	2018 All Other QIs		2018 PSIs and Related PDIs		2018 NIS	
	Frequency	Percent	Frequency	Percent	Frequency	Percent
.: Missing	-	-	-	-	590,199.71	1.66
.A: Invalid	-	-	-	-	1,725.00	0.00
1: First Quartile (lowest income)	11,137,345.55	29.96	11,180,244.09	30.08	10,295,751.57	28.98
2: Second Quartile	9,911,772.17	26.67	9,851,110.54	26.50	9,398,242.99	26.45
3: Third Quartile	8,774,141.01	23.61	8,740,305.05	23.51	8,330,567.44	23.45
4: Fourth Quartile (highest income)	7,346,670.26	19.77	7,398,269.33	19.90	6,910,994.29	19.45

Note: ZIPINC_QRTL was imputed when missing in the SID for the NHQDR analysis file.

Table A-24. Comparison of Patient Race/Ethnicity, NHQDR Analysis File and HCUP National Inpatient Sample, 2018

RACE_I	2018 All Other QIs		2018 PSIs and Related PDIs		2018 NIS	
	Frequency	Percent	Frequency	Percent	Frequency	Percent
.: Missing	-	-	-	-	1,186,458.10	3.34
.A: Invalid	-	-	-	-	324.99	0.00
1: White	24,032,257.41	64.66	23,881,542.45	64.25	22,191,103.49	62.46
2: Black	5,587,006.86	15.03	5,677,917.38	15.28	5,208,276.66	14.66
3: Hispanic	4,814,647.51	12.95	4,905,955.17	13.20	4,404,648.69	12.40
4: Asian/Pacific Islander	1,149,612.51	3.09	1,151,075.52	3.10	1,074,254.31	3.02
5: Native American	259,151.84	0.70	224,976.72	0.61	230,139.47	0.65

RACE_I	2018 All Other QIs		2018 PSIs and Related PDIs		2018 NIS	
	Frequency	Percent	Frequency	Percent	Frequency	Percent
6: Other	1,327,252.86	3.57	1,328,461.76	3.57	1,232,275.29	3.47

Note: RACE was imputed when missing in the SID for the NHQDR analysis file.

Table A-25. Comparison of Location of Patient Residence, NHQDR Analysis File and HCUP National Inpatient Sample, 2018

PL_NCHS_I	2018 All Other QIs		2018 PSIs and Related PDIs		2018 NIS	
	Frequency	Percent	Frequency	Percent	Frequency	Percent
.: Missing	-	-	-	-	186,070.40	0.52
1: Large central metropolitan	11,366,157.77	30.58	11,510,311.01	30.97	10,641,351.84	29.95
2: Large fringe metropolitan	8,909,031.37	23.97	9,189,246.88	24.72	8,459,544.44	23.81
3: Medium metropolitan	7,630,849.16	20.53	7,433,070.03	20.00	7,347,307.30	20.68
4: Small metropolitan	3,396,379.77	9.14	3,286,837.78	8.84	3,285,610.22	9.25
5: Micropolitan (nonmetropolitan)	3,339,967.58	8.99	3,299,709.16	8.88	3,217,495.23	9.06
6: Noncore (nonmetropolitan)	2,527,543.34	6.80	2,450,754.14	6.59	2,390,101.57	6.73

Note: PL_NCHS was imputed when missing in the SID for the NHQDR analysis file.

Table A-26. Comparison of Length of Stay, Number of Diagnoses and Procedures on the Record, Total Charges, and Total Cost, NHQDR Analysis File and HCUP National Inpatient Sample, 2018

Variable/Label	2018 All Other QIs			2018 PSIs and Related PDIs			2018 NIS		
	MIN	MAX	MEAN	MIN	MAX	MEAN	MIN	MAX	MEAN
LOS: Length of stay (cleaned)	0.00	365.00	4.66	0.00	365.00	4.64	0.00	365.00	4.66
NDX: Number of diagnoses on this record	0.00	104.00	11.78	0.00	104.00	11.83	0.00	97.00	11.76
NPR: Number of procedures on this record	0.00	127.00	1.64	0.00	127.00	1.64	0.00	100.00	1.64
TOTCHG: Total charges (cleaned)	100.0	9,999,999.0	53,227.66	100.0	9,999,999.0	53,305.26	100.0	9,999,999.0	52,947.85

Table A-27. Comparison of Census Region, NHQDR Analysis File and HCUP National Inpatient Sample, 2019

REGION	2019 All Other QIs		2019 PSIs and Related PDIs		2019 NIS	
	Frequency	Percent	Frequency	Percent	Frequency	Percent
1: Northeast	6,864,301.00	18.58	6,864,301.00	18.58	6,407,407.00	18.09
2: Midwest	8,060,040.00	21.82	8,060,040.00	21.82	7,840,492.00	22.14
3: South	14713635.00	39.84	14713635.00	39.84	14076484.00	39.74
4: West	7,296,955.00	19.76	7,296,955.00	19.76	7,094,640.00	20.03

Table A-28. Comparison of Patient Age in Years at Admission, NHQDR Analysis File and HCUP National Inpatient Sample, 2019

AGE_I	2019 All Other QIs		2019 PSIs and Related PDIs		2019 NIS	
	Frequency	Percent	Frequency	Percent	Frequency	Percent
.: Missing	6.18	0.00	1.02	0.00	335.00	0.00
.C: Inconsistent	-	-	-	-	954.99	0.00
0-17	5,308,435.13	14.37	5,275,173.69	14.28	5,199,464.51	14.68
18-44	8,673,836.32	23.48	8,677,097.36	23.49	8,356,283.95	23.59
45-64	8,858,867.14	23.99	8,876,542.65	24.03	8,440,830.71	23.83
65+	14,093,786.24	38.16	14,106,116.27	38.19	13,421,153.83	37.89

Note: AGE was imputed when missing in the SID for the NHQDR analysis file.

Table A-29. Comparison of Patient Sex, NHQDR Analysis File and HCUP National Inpatient Sample, 2019

SEX_I	2019 All Other QIs		2019 PSIs and Related PDIs		2019 NIS	
	Frequency	Percent	Frequency	Percent	Frequency	Percent
.: Missing	-	-	-	-	2,805.00	0.01
.A: Invalid	-	-	-	-	180.00	0.00
.C: Inconsistent	-	-	-	-	2,710.00	0.01
0: Male	16,350,739.40	44.27	16,347,906.27	44.26	15,641,904.81	44.16
1: Female	20,584,191.60	55.73	20,587,024.74	55.74	19,771,423.19	55.82

Note: SEX was imputed when missing in the SID for the NHQDR analysis file.

Table A-30. Comparison of Expected Primary Payer, NHQDR Analysis File and HCUP National Inpatient Sample, 2019

PAY1_I	2019 All Other QIs		2019 PSIs and Related PDIs		2019 NIS	
	Frequency	Percent	Frequency	Percent	Frequency	Percent
.: Missing	-	-	-	-	42,179.44	0.12
.A: Invalid	-	-	-	-	1,945.00	0.01
1: Medicare	15,283,246.87	41.38	15,288,441.86	41.39	14,529,614.46	41.02
2: Medicaid	8,303,257.43	22.48	8,293,568.74	22.45	7,927,119.27	22.38
3: Private Insurance	10,551,344.71	28.57	10,557,434.39	28.58	10,249,100.57	28.94
4: Self-pay	1,615,464.23	4.37	1,620,912.78	4.39	1,525,964.66	4.31
5: No Charge	112,389.86	0.30	113,575.21	0.31	109,379.93	0.31
6: Other	1,069,227.89	2.89	1,060,998.02	2.87	1,033,719.66	2.92

Note: PAY1 was imputed when missing in the SID for the NHQDR analysis file.

Table A-31. Comparison of Community Income Quartile Based on the Patient's ZIP Code, NHQDR Analysis File and HCUP National Inpatient Sample, 2019

ZIPINC_QRTL_I	2019 All Other QIs		2019 PSIs and Related PDIs		2019 NIS	
	Frequency	Percent	Frequency	Percent	Frequency	Percent
.: Missing	-	-	-	-	591,360.66	1.67
.A: Invalid	-	-	-	-	2,025.00	0.01
1: First Quartile (lowest income)	11,488,019.79	31.10	11,599,037.38	31.40	10,584,319.17	29.88
2: Second Quartile	9,338,682.25	25.28	9,306,340.11	25.20	8,811,370.52	24.88
3: Third Quartile	8,907,237.56	24.12	8,826,705.39	23.90	8,494,419.67	23.98
4: Fourth Quartile (highest income)	7,200,991.40	19.50	7,202,848.12	19.50	6,935,527.97	19.58

Note: ZIPINC_QRTL was imputed when missing in the SID for the NHQDR analysis file.

Table A-32. Comparison of Patient Race/Ethnicity, NHQDR Analysis File and HCUP National Inpatient Sample, 2019

RACE_I	2019 All Other QIs		2019 PSIs and Related PDIs		2019 NIS	
	Frequency	Percent	Frequency	Percent	Frequency	Percent
.: Missing	-	-	-	-	1,131,754.09	3.20
.A: Invalid	-	-	-	-	190.00	0.00
1: White	23,937,952.75	64.81	23,858,165.35	64.60	22,259,442.29	62.85
2: Black	5,661,855.17	15.33	5,708,396.97	15.46	5,277,195.01	14.90
3: Hispanic	4,630,576.39	12.54	4,684,025.35	12.68	4,244,035.26	11.98
4: Asian/Pacific Islander	1,147,277.58	3.11	1,149,260.01	3.11	1,071,470.14	3.03
5: Native American	268,285.47	0.73	223,419.99	0.60	241,940.30	0.68

RACE_I	2019 All Other QIs		2019 PSIs and Related PDIs		2019 NIS	
	Frequency	Percent	Frequency	Percent	Frequency	Percent
6: Other	1,288,983.64	3.49	1,311,663.33	3.55	1,192,995.91	3.37

Note: RACE was imputed when missing in the SID for the NHQDR analysis file.

Table A-33. Comparison of Location of Patient Residence, NHQDR Analysis File and HCUP National Inpatient Sample, 2019

PL_NCHS_I	2019 All Other QIs		2019 PSIs and Related PDIs		2019 NIS	
	Frequency	Percent	Frequency	Percent	Frequency	Percent
.: Missing	-	-	-	-	203,365.27	0.57
1: Large central metropolitan	11,161,738.40	30.22	11,244,418.39	30.44	10,432,019.02	29.45
2: Large fringe metropolitan	8,854,605.49	23.97	9,110,468.65	24.67	8,546,404.17	24.13
3: Medium metropolitan	7,682,420.25	20.80	7,424,692.41	20.10	7,406,801.60	20.91
4: Small metropolitan	3,380,869.13	9.15	3,365,111.02	9.11	3,265,565.97	9.22
5: Micropolitan (nonmetropolitan)	3,361,676.59	9.10	3,327,768.43	9.01	3,209,126.27	9.06
6: Noncore (nonmetropolitan)	2,493,621.14	6.75	2,462,472.10	6.67	2,355,740.69	6.65

Note: PL_NCHS was imputed when missing in the SID for the NHQDR analysis file.

Table A-34. Comparison of Length of Stay, Number of Diagnoses and Procedures on the Record, Total Charges, and Total Cost, NHQDR Analysis File and HCUP National Inpatient Sample, 2019

Variable/Label	2019 All Other QIs			2019 PSIs and Related PDIs			2019 NIS		
	MIN	MAX	MEAN	MIN	MAX	MEAN	MIN	MAX	MEAN
LOS: Length of stay (cleaned)	0.00	365.00	4.70	0.00	365.00	4.69	0.00	365.00	4.70
NDX: Number of diagnoses on this record	0.00	110.00	12.22	0.00	110.00	12.27	0.00	108.00	12.19
NPR: Number of procedures on this record	0.00	143.00	1.65	0.00	143.00	1.66	0.00	100.00	1.66
TOTCHG: Total charges (cleaned)	100.00	9,999,999.00	56,753.83	100.00	9,999,999.00	56,720.06	100.00	9,980,202.00	56,614.05

Table A-35. Comparison of Census Region, NHQDR Analysis File and HCUP National Inpatient Sample, 2020

REGION	2020 All Other QIs		2020 PSIs and Related PDIs		2020 NIS	
	Frequency	Percent	Frequency	Percent	Frequency	Percent
1: Northeast	6,241,428	18.24	6,241,428	18.24	5,790,227	17.90
2: Midwest	7,441,252	21.75	7,441,252	21.75	7,074,878	21.87
3: South	13,763,391	40.23	13,763,391	40.23	13,007,878	40.20
4: West	6,763,913	19.77	6,763,913	19.77	6,482,844	20.04

Table A-36. Comparison of Patient Age in Years at Admission, NHQDR Analysis File and HCUP National Inpatient Sample, 2020

AGE_I	2020 All Other QIs		2020 PSIs and Related PDIs		2020 NIS	
	Frequency	Percent	Frequency	Percent	Frequency	Percent
.: Missing					285	0.00
.A: Invalid					5	0.00
.C: Inconsistent					990	0.00
0-17	4,830,582	14.12	4,798,794	14.03	4,687,161	14.49
18-44	8,335,382	24.37	8,342,728	24.39	7,926,131	24.50
45-64	8,192,411	23.95	8,211,695	24.00	7,683,856	23.75
65+	12,851,610	37.57	12,856,767	37.58	12,057,400	37.27

Note: AGE was imputed when missing in the SID for the NHQDR analysis file.

Table A-37. Comparison of Patient Sex, NHQDR Analysis File and HCUP National Inpatient Sample, 2020

SEX_I	2020 All Other QIs		2020 PSIs and Related PDIs		2020 NIS	
	Frequency	Percent	Frequency	Percent	Frequency	Percent
.: Missing					3,050	0.01
.A: Invalid					130	0.00
.C: Inconsistent					2,080	0.01
0: Male	15,388,619	44.98	15,388,635	44.98	14,505,701	44.83
1: Female	18,821,365	55.02	18,821,349	55.02	17,844,866	55.15

Note: SEX was imputed when missing in the SID for the NHQDR analysis file.

Table A-38. Comparison of Expected Primary Payer, NHQDR Analysis File and HCUP National Inpatient Sample, 2020

PAY1_I	2020 All Other QIs		2020 PSIs and Related PDIs		2020 NIS	
	Frequency	Percent	Frequency	Percent	Frequency	Percent
.: Missing					42,405	0.13
.A: Invalid					2,100	0.01
1: Medicare	13,721,264	40.11	13,722,265	40.11	12,848,838	39.71
2: Medicaid	7,894,776	23.08	7,886,465	23.05	7,464,270	23.07
3: Private Insurance	9,928,550	29.02	9,926,107	29.02	9,496,682	29.35
4: Self-pay	1,483,127	4.34	1,496,061	4.37	1,378,976	4.26
5: No Charge	104,994	0.31	105,928	0.31	101,905	0.31
6: Other	1,077,272	3.15	1,073,158	3.14	1,020,651	3.15

Note: PAY1 was imputed when missing in the SID for the NHQDR analysis file.

Table A-39. Comparison of Community Income Quartile Based on the Patient's ZIP Code, NHQDR Analysis File and HCUP National Inpatient Sample, 2020

ZIPINC_QRTL_I	2020 All Other QIs		2020 PSIs and Related PDIs		2020 NIS	
	Frequency	Percent	Frequency	Percent	Frequency	Percent
.: Missing					541,795	1.67
.A: Invalid					1,370	0.00
1: First Quartile (lowest income)	10,572,861	30.91	10,641,034	31.11	9,641,210	29.80
2: Second Quartile	9,306,149	27.20	9,268,280	27.09	8,622,174	26.65
3: Third Quartile	7,776,617	22.73	7,715,030	22.55	7,303,457	22.57
4: Fourth Quartile (highest income)	6,554,357	19.16	6,585,641	19.25	6,245,821	19.30

Note: ZIPINC_QRTL was imputed when missing in the SID for the NHQDR analysis file.

Table A-40. Comparison of Patient Race/Ethnicity, NHQDR Analysis File and HCUP National Inpatient Sample, 2020

RACE_I	2020 All Other QIs		2020 PSIs and Related PDIs		2020 NIS	
	Frequency	Percent	Frequency	Percent	Frequency	Percent
.: Missing					1,122,479	3.47
.A: Invalid					405	0.00
1: White	21,793,830	63.71	21,739,284	63.55	19,868,238	61.41
2: Black	5,359,370	15.67	5,397,890	15.78	4,941,026	15.27
3: Hispanic	4,490,674	13.13	4,523,030	13.22	4,088,561	12.64
4: Asian/Pacific Islander	1,058,051	3.09	1,059,418	3.10	976,390	3.02
5: Native American	263,573	0.77	220,603	0.64	230,625	0.71

RACE_I	2020 All Other QIs		2020 PSIs and Related PDIs		2020 NIS	
	Frequency	Percent	Frequency	Percent	Frequency	Percent
6: Other	1,244,487	3.64	1,269,760	3.71	1,128,105	3.49

Note: RACE was imputed when missing in the SID for the NHQDR analysis file.

Table A-41. Comparison of Location of Patient Residence, NHQDR Analysis File and HCUP National Inpatient Sample, 2020

PL_NCHS_I	2020 All Other QIs		2020 PSIs and Related PDIs		2020 NIS	
	Frequency	Percent	Frequency	Percent	Frequency	Percent
.: Missing					214,885	0.66
1: Large central metropolitan	10,260,760	29.99	10,345,953	30.24	9,537,420	29.48
2: Large fringe metropolitan	8,128,243	23.76	8,366,320	24.46	7,765,685	24.00
3: Medium metropolitan	7,196,919	21.04	6,952,732	20.32	6,798,033	21.01
4: Small metropolitan	3,193,429	9.33	3,173,776	9.28	2,990,463	9.24
5: Micropolitan (nonmetropolitan)	3,117,358	9.11	3,081,152	9.01	2,913,117	9.00
6: Noncore (nonmetropolitan)	2,313,275	6.76	2,290,051	6.69	2,136,224	6.60

Note: PL_NCHS was imputed when missing in the SID for the NHQDR analysis file.

Table A-42. Comparison of Length of Stay, Number of Diagnoses and Procedures on the Record, Total Charges, and Total Cost, NHQDR Analysis File and HCUP National Inpatient Sample, 2020

Variable/Label	2020 All Other QIs			2020 PSIs and Related PDIs			2020 NIS		
	MIN	MAX	MEAN	MIN	MAX	MEAN	MIN	MAX	MEAN
LOS: Length of stay (cleaned)	0	365	4.94	0	365	4.93	0	365	4.94
NDX: Number of diagnoses on this record	0	105	12.93	0	105	12.98	0	40	12.86
NPR: Number of procedures on this record	0	200	1.75	0	200	1.75	0	25	1.75
TOTCHG: Total charges (cleaned)	100	9,999,999	62,216	100	9,999,999	62,119	100	9,999,999	62,188

Table A-43. Comparison of Census Region, NHQDR Analysis File and HCUP National Inpatient Sample, 2021

REGION	2021 All Other QIs		2021 PSIs and Related PDIs		2021 NIS	
	Frequency	Percent	Frequency	Percent	Frequency	Percent
1: Northeast	6,441,473	18.54	6,441,473	18.54	6,012,228	18.04
2: Midwest	7,534,194	21.68	7,534,194	21.68	7,267,247	21.80
3: South	13,975,313	40.22	13,975,313	40.22	13,435,463	40.31
4: West	6,799,169	19.57	6,799,169	19.57	6,618,782	19.86

Table A-44. Comparison of Patient Age in Years at Admission, NHQDR Analysis File and HCUP National Inpatient Sample, 2021

AGE_I	2021 All Other QIs		2021 PSIs and Related PDIs		2021 NIS	
	Frequency	Percent	Frequency	Percent	Frequency	Percent
.: Missing	335	0.00
.C: Inconsistent	935	0.00
0-17	4,970,554	14.30	4,913,680	14.14	4,890,711	14.67
18-44	8,491,955	24.44	8,502,324	24.47	8,191,831	24.58
45-64	8,209,065	23.62	8,234,925	23.70	7,807,015	23.42
65+	13,078,576	37.64	13,099,220	37.70	12,442,893	37.33

Note: AGE was imputed when missing in the SID for the NHQDR analysis file.

Table A-45. Comparison of Patient Sex, NHQDR Analysis File and HCUP National Inpatient Sample, 2021

SEX_I	2021 All Other QIs		2021 PSIs and Related PDIs		2021 NIS	
	Frequency	Percent	Frequency	Percent	Frequency	Percent
.: Missing	10,320	0.03
.A: Invalid	245	0.00
.C: Inconsistent	2,170	0.01
0: Male	15,650,739	45.04	15,651,842	45.04	14,961,616	44.88
1: Female	19,099,410	54.96	19,098,307	54.96	18,359,369	55.08

Note: SEX was imputed when missing in the SID for the NHQDR analysis file.

Table A-46. Comparison of Expected Primary Payer, NHQDR Analysis File and HCUP National Inpatient Sample, 2021

PAY1_I	2021 All Other QIs		2021 PSIs and Related PDIs		2021 NIS	
	Frequency	Percent	Frequency	Percent	Frequency	Percent
.: Missing	50,505	0.15
.A: Invalid	3,740	0.01
1: Medicare	13,799,264	39.71	13,821,474	39.77	13,078,928	39.24
2: Medicaid	8,102,062	23.32	8,070,614	23.22	7,751,496	23.25
3: Private Insurance	10,161,938	29.24	10,161,792	29.24	9,895,080	29.68
4: Self-pay	1,466,465	4.22	1,488,476	4.28	1,376,948	4.13
5: No Charge	96,948	0.28	98,017	0.28	93,675	0.28
6: Other	1,123,473	3.23	1,109,776	3.19	1,083,348	3.25

Note: PAY1 was imputed when missing in the SID for the NHQDR analysis file.

Table A-47. Comparison of Community Income Quartile Based on the Patient's ZIP Code, NHQDR Analysis File and HCUP National Inpatient Sample, 2021

ZIPINC_QRTL_I	2021 All Other QIs		2021 PSIs and Related PDIs		2021 NIS	
	Frequency	Percent	Frequency	Percent	Frequency	Percent
.: Missing	549,349	1.65
.A: Invalid	710	0.00
1: First Quartile (lowest income)	10,686,969	30.75	10,798,266	31.07	9,871,993	29.62
2: Second Quartile	8,802,727	25.33	8,739,581	25.15	8,297,626	24.89
3: Third Quartile	8,269,767	23.80	8,186,579	23.56	7,853,742	23.56
4: Fourth Quartile (highest income)	6,990,686	20.12	7,025,723	20.22	6,760,300	20.28

Note: ZIPINC_QRTL was imputed when missing in the SID for the NHQDR analysis file.

Table A-48. Comparison of Patient Race/Ethnicity, NHQDR Analysis File and HCUP National Inpatient Sample, 2021

RACE_I	2021 All Other QIs		2021 PSIs and Related PDIs		2021 NIS	
	Frequency	Percent	Frequency	Percent	Frequency	Percent
.: Missing	1,207,100	3.62
.A: Invalid	1,080	0.00
1: White	22,006,659	63.33	21,944,720	63.15	20,370,274	61.11
2: Black	5,430,008	15.63	5,472,977	15.75	5,021,218	15.06
3: Hispanic	4,762,101	13.70	4,803,689	13.82	4,380,621	13.14
4: Asian/Pacific Islander	1,079,526	3.11	1,080,970	3.11	1,011,974	3.04
5: Native American	262,639	0.76	221,958	0.64	232,949	0.70
6: Other	1,209,216	3.48	1,225,835	3.53	1,108,504	3.33

Note: RACE was imputed when missing in the SID for the NHQDR analysis file.

Table A-49. Comparison of Location of Patient Residence, NHQDR Analysis File and HCUP National Inpatient Sample, 2021

PL_NCHS_I	2021 All Other QIs		2021 PSIs and Related PDIs		2021 NIS	
	Frequency	Percent	Frequency	Percent	Frequency	Percent
.: Missing	234,060	0.70
1: Large central metropolitan	10,358,286	29.81	10,451,883	30.08	9,686,830	29.06
2: Large fringe metropolitan	8,470,208	24.37	8,700,063	25.04	8,244,465	24.73
3: Medium metropolitan	7,315,640	21.05	7,093,676	20.41	7,001,967	21.01
4: Small metropolitan	3,215,502	9.25	3,177,943	9.15	3,076,442	9.23
5: Micropolitan (nonmetropolitan)	3,101,382	8.92	3,066,977	8.83	2,935,784	8.81
6: Noncore (nonmetropolitan)	2,289,130	6.59	2,259,607	6.50	2,154,173	6.46

Note: PL_NCHS was imputed when missing in the SID for the NHQDR analysis file.

Table A-50. Comparison of Length of Stay, Number of Diagnoses and Procedures on the Record, Total Charges, and Total Cost, NHQDR Analysis File and HCUP National Inpatient Sample, 2021

Variable/Label	2021 All Other QIs			2021 PSIs and Related PDIs			2021 NIS		
	MIN	MAX	MEAN	MIN	MAX	MEAN	MIN	MAX	MEAN
LOS: Length of stay (cleaned)	0	365	5.16	0	365	5.15	0	365	5.16
NDX: Number of diagnoses on this record	0	106	13.32	0	106	13.38	0	40	13.29
NPR: Number of procedures on this record	0	200	1.81	0	200	1.81	0	25	1.81
TOTCHG: Total charges (cleaned)	100	10,000,000	67,372.52	100	10,000,000	67,258.37	100	10,000,000	67,116.14

APPENDIX B: EMERGENCY DEPARTMENT RATES FOR SELECTED AHRQ QUALITY INDICATORS

The HCUP Nationwide Emergency Department Sample (NEDS) was used to examine national and regional differences in emergency department (ED) rates for selected AHRQ Prevention Quality Indicators (PQIs) and related Pediatric Quality Indicators (PDIs). The PQIs are measures of quality associated with processes and outcomes of care that occurred in an outpatient or an inpatient setting. The PQIs rely solely on hospital administrative data and, for this reason, are screens for examining quality that may indicate the need for more in-depth studies. Experts have suggested that using both inpatient and emergency room data may give a more accurate picture of avoidable visits/admissions for some ambulatory care sensitive conditions which can be identified by certain PQIs and PDIs.

The NEDS contains approximately 30 million ED events from about 950 hospital-based EDs. The NEDS includes information on ED visits that do not result in an admission (i.e., treat-and-release visits and transfers to another hospital) as well as discharge information on patients initially seen in the ED and then admitted to the same hospital. The NEDS was drawn from the SID and the State Emergency Department Databases (SEDD). Discharge-level weights included with the NEDS are used to produce national estimates. Several steps were taken to prepare the NEDS: (1) QI software review and modification, (2) acquisition of population-based data, (3) handling of missing data, and (4) identification of statistical methods.

1. *QI Software Review.* The AHRQ QI software v2022 PQIs and PDIs were developed for use with hospital inpatient discharge data. No guidelines for applying the AHRQ QIs to emergency department data were available when this analysis began. About 15 percent of records in the NEDS represent an ED admission. The selected QIs rely on the first-listed diagnosis code (DX1) to identify cases with the outcome of interest. For ED admissions, DX1 is the principal diagnosis code and reflects the condition established to be chiefly responsible for a patients' admission to the hospital. Unfortunately, principal diagnosis is not clearly discernible for ED visits that do not result in admission. Coding instructions for outpatient data specify that the first-listed diagnosis is supposed to be the "reason for visit," which is different than the principal diagnosis. Even though DX1 in ED data is not necessarily the principal diagnosis, using DX1 preserves the concept from the PQI algorithm that the first code has higher priority than others. Therefore, this analysis used the first-listed diagnosis in the NEDS.
2. *Acquisition of Population-Based Data.* Similar to the development of the PQI and PDI rates based on the HCUP inpatient data, Claritas population data was used for the population denominators of the selected PQIs and PDIs.
3. *Preparation of HCUP Data.* Next, a "hot deck" imputation method (which draws donors from strata of similar hospitals and patients) was used to assign missing values of patient age and sex. Patient age and sex are missing on less than 0.02 percent of the records in the 2017 NEDS.
4. *Masking Rates for Statistical Reliability, Data Quality, and Confidentiality.* PQI and PDI estimates were included in this analysis if they reached a threshold defined by a relative standard error less than 30 percent and at least 100 weighted cases in the denominator. Estimates that did not meet this threshold were suppressed and the corresponding table cell was marked with an asterisk.

Additionally, the NEDS was used to examine national and regional differences in emergency department (ED) visit rates for three additional condition categories: mental illness, substance use, and co-occurring mental illness and substance use; dental conditions; and injuries. The complete list of ICD-10-CM diagnosis codes for these analyses are listed below.

Mental Illness and Substance Use ICD-10-CM Diagnosis Codes

Table B-1. Mental Illness ICD-10-CM Diagnosis Codes

ICD-10-CM DIAGNOSIS	DESCRIPTION
'F064'	Anxiety disorder due to known physiological condition
'F4000'	Agoraphobia, unspecified
'F4001'	Agoraphobia with panic disorder
'F4002'	Agoraphobia without panic disorder
'F4010'	Social phobia, unspecified
'F4011'	Social phobia, generalized
'F40210'	Arachnophobia
'F40218'	Other animal type phobia
'F40220'	Fear of thunderstorms
'F40228'	Other natural environment type phobia
'F40230'	Fear of blood
'F40231'	Fear of injections and transfusions
'F40232'	Fear of other medical care
'F40233'	Fear of injury
'F40240'	Claustrophobia
'F40241'	Acrophobia
'F40242'	Fear of bridges
'F40243'	Fear of flying
'F40248'	Other situational type phobia
'F40290'	Androphobia
'F40291'	Gynephobia
'F40298'	Other specified phobia
'F408'	Other phobic anxiety disorders
'F409'	Phobic anxiety disorder, unspecified
'F410'	Panic disorder [episodic paroxysmal anxiety]
'F411'	Generalized anxiety disorder
'F413'	Other mixed anxiety disorders
'F418'	Other specified anxiety disorders
'F419'	Anxiety disorder, unspecified
'F422'	Mixed obsessional thoughts and acts
'F423'	Hoarding disorder
'F424'	Excoriation (skin-picking) disorder
'F428'	Other obsessive-compulsive disorder

ICD-10-CM DIAGNOSIS	DESCRIPTION
'F429'	Obsessive-compulsive disorder, unspecified
'F4311'	Post-traumatic stress disorder, acute
'F4312'	Post-traumatic stress disorder, chronic
'F930'	Separation anxiety disorder of childhood
'F940'	Selective mutism
'R466'	Undue concern and preoccupation with stressful events
'F0633'	Mood disorder due to known physiol cond w manic features
'F0634'	Mood disorder due to known physiol cond w mixed features
'F3010'	Manic episode without psychotic symptoms, unspecified
'F3011'	Manic episode without psychotic symptoms, mild
'F3012'	Manic episode without psychotic symptoms, moderate
'F3013'	Manic episode, severe, without psychotic symptoms
'F302'	Manic episode, severe with psychotic symptoms
'F303'	Manic episode in partial remission
'F308'	Other manic episodes
'F309'	Manic episode, unspecified
'F310'	Bipolar disorder, current episode hypomanic
'F3110'	Bipolar disord, crnt episode manic w/o psych features, unsp
'F3111'	Bipolar disord, crnt episode manic w/o psych features, mild
'F3112'	Bipolar disord, crnt episode manic w/o psych features, mod
'F3113'	Bipolar disord, crnt epsd manic w/o psych features, severe
'F312'	Bipolar disord, crnt episode manic severe w psych features
'F3130'	Bipolar disord, crnt epsd depress, mild or mod severt, unsp
'F3131'	Bipolar disorder, current episode depressed, mild
'F3132'	Bipolar disorder, current episode depressed, moderate
'F314'	Bipolar disord, crnt epsd depress, sev, w/o psych features
'F315'	Bipolar disord, crnt epsd depress, severe, w psych features
'F3160'	Bipolar disorder, current episode mixed, unspecified
'F3161'	Bipolar disorder, current episode mixed, mild
'F3162'	Bipolar disorder, current episode mixed, moderate
'F3163'	Bipolar disord, crnt epsd mixed, severe, w/o psych features
'F3164'	Bipolar disord, crnt episode mixed, severe, w psych features
'F3171'	Bipolar disord, in partial remis, most recent epsd hypomanic
'F3173'	Bipolar disord, in partial remis, most recent episode manic
'F3175'	Bipolar disord, in partial remis, most recent epsd depress
'F3177'	Bipolar disord, in partial remis, most recent episode mixed
'F3181'	Bipolar II disorder
'F3189'	Other bipolar disorder
'F319'	Bipolar disorder, unspecified
'F340'	Cyclothymic disorder

ICD-10-CM DIAGNOSIS	DESCRIPTION
'F0630'	Mood disorder due to known physiological condition, unsp
'F0631'	Mood disorder due to known physiol cond w depressv features
'F0632'	Mood disord d/t physiol cond w major depressive-like epsd
'F320'	Major depressive disorder, single episode, mild
'F321'	Major depressive disorder, single episode, moderate
'F322'	Major depressv disord, single epsd, sev w/o psych features
'F323'	Major depressv disord, single epsd, severe w psych features
'F324'	Major depressv disorder, single episode, in partial remis
'F328'	Other depressive episodes
'F3281'	Premenstrual dysphoric disorder
'F3289'	Other specified depressive episodes
'F329'	Major depressive disorder, single episode, unspecified
'F330'	Major depressive disorder, recurrent, mild
'F331'	Major depressive disorder, recurrent, moderate
'F332'	Major depressv disorder, recurrent severe w/o psych features
'F333'	Major depressv disorder, recurrent, severe w psych symptoms
'F3341'	Major depressive disorder, recurrent, in partial remission
'F338'	Other recurrent depressive disorders
'F339'	Major depressive disorder, recurrent, unspecified
'F341'	Dysthymic disorder
'F348'	Other persistent mood [affective] disorders
'F3481'	Disruptive mood dysregulation disorder
'F3489'	Other specified persistent mood disorders
'F349'	Persistent mood [affective] disorder, unspecified
'F39'	Unspecified mood [affective] disorder
'O906'	Postpartum mood disturbance
'F631'	Pyromania
'F632'	Kleptomania
'F6381'	Intermittent explosive disorder
'F6389'	Other impulse disorders
'F639'	Impulse disorder, unspecified
'F910'	Conduct disorder confined to family context
'F911'	Conduct disorder, childhood-onset type
'F912'	Conduct disorder, adolescent-onset type
'F913'	Oppositional defiant disorder
'F918'	Other conduct disorders
'F919'	Conduct disorder, unspecified
'F440'	Dissociative amnesia
'F441'	Dissociative fugue
'F442'	Dissociative stupor

ICD-10-CM DIAGNOSIS	DESCRIPTION
'F4481'	Dissociative identity disorder
'F4489'	Other dissociative and conversion disorders
'F449'	Dissociative and conversion disorder, unspecified
'F481'	Depersonalization-derealization syndrome
'F5000'	Anorexia nervosa, unspecified
'F5001'	Anorexia nervosa, restricting type
'F5002'	Anorexia nervosa, binge eating/purging type
'F502'	Bulimia nervosa
'F508'	Other eating disorders
'F5081'	Binge eating disorder
'F5082'	Avoidant/restrictive food intake disorder
'F5089'	Other specified eating disorder
'F509'	Eating disorder, unspecified
'F9821'	Rumination disorder of infancy
'F9829'	Other feeding disorders of infancy and early childhood
'F983'	Pica of infancy and childhood
'F980'	Enuresis not due to a substance or known physiol condition
'F981'	Encopresis not due to a substance or known physiol condition
'F641'	Dual role transvestism
'F642'	Gender identity disorder of childhood
'F648'	Other sex identity disorders
'F649'	Gender identity disorder, unspecified
'F938'	Other childhood emotional disorders
'R45850'	Homicidal ideations
'F0150'	Vascular dementia without behavioral disturbance
'F0151'	Vascular dementia with behavioral disturbance
'F0280'	Dementia in oth diseases classd elswhr w/o behavrl disturb
'F0281'	Dementia in oth diseases classd elswhr w behavioral disturb
'F0390'	Unspecified dementia without behavioral disturbance
'F0391'	Unspecified dementia with behavioral disturbance
'F04'	Amnestic disorder due to known physiological condition
'F05'	Delirium due to known physiological condition
'F0781'	Postconcussional syndrome
'F0789'	Oth personality & behavrl disord due to known physiol cond
'F079'	Unsp personality & behavrl disord due to known physiol cond
'F482'	Pseudobulbar affect
'G300'	Alzheimer's disease with early onset
'G301'	Alzheimer's disease with late onset
'G308'	Other Alzheimer's disease
'G309'	Alzheimer's disease, unspecified

ICD-10-CM DIAGNOSIS	DESCRIPTION
'G3101'	Pick's disease
'G3109'	Other frontotemporal dementia
'G311'	Senile degeneration of brain, not elsewhere classified
'G3183'	Dementia with Lewy bodies
'R4181'	Age-related cognitive decline
'R54'	Age-related physical debility
'F70'	Mild intellectual disabilities
'F71'	Moderate intellectual disabilities
'F72'	Severe intellectual disabilities
'F73'	Profound intellectual disabilities
'F78'	Other intellectual disabilities
'F79'	Unspecified intellectual disabilities
'F800'	Phonological disorder
'F801'	Expressive language disorder
'F802'	Mixed receptive-expressive language disorder
'F804'	Speech and language development delay due to hearing loss
'F8081'	Childhood onset fluency disorder
'F8082'	Social pragmatic communication disorder
'F8089'	Other developmental disorders of speech and language
'F809'	Developmental disorder of speech and language, unspecified
'F810'	Specific reading disorder
'F812'	Mathematics disorder
'F8181'	Disorder of written expression
'F8189'	Other developmental disorders of scholastic skills
'F819'	Developmental disorder of scholastic skills, unspecified
'F82'	Specific developmental disorder of motor function
'F840'	Autistic disorder
'F842'	Rett's syndrome
'F843'	Other childhood disintegrative disorder
'F845'	Asperger's syndrome
'F848'	Other pervasive developmental disorders
'F849'	Pervasive developmental disorder, unspecified
'F88'	Other disorders of psychological development
'F89'	Unspecified disorder of psychological development
'F900'	Attn-defct hyperactivity disorder, predom inattentive type
'F901'	Attn-defct hyperactivity disorder, predom hyperactive type
'F902'	Attention-deficit hyperactivity disorder, combined type
'F908'	Attention-deficit hyperactivity disorder, other type
'F909'	Attention-deficit hyperactivity disorder, unspecified type
'F948'	Other childhood disorders of social functioning

ICD-10-CM DIAGNOSIS	DESCRIPTION
'F949'	Childhood disorder of social functioning, unspecified
'F950'	Transient tic disorder
'F951'	Chronic motor or vocal tic disorder
'F952'	Tourette's disorder
'F958'	Other tic disorders
'F959'	Tic disorder, unspecified
'F984'	Stereotyped movement disorders
'F985'	Adult onset fluency disorder
'R480'	Dyslexia and alexia
'F42'	Obsessive-compulsive disorder
'F4521'	Hypochondriasis
'F4522'	Body dysmorphic disorder
'F633'	Trichotillomania
'R4681'	Obsessive-compulsive behavior
'F068'	Oth mental disorders due to known physiological condition
'F09'	Unsp mental disorder due to known physiological condition
'F488'	Other specified nonpsychotic mental disorders
'F489'	Nonpsychotic mental disorder, unspecified
'F939'	Childhood emotional disorder, unspecified
'F99'	Mental disorder, not otherwise specified
'F650'	Fetishism
'F651'	Transvestic fetishism
'F652'	Exhibitionism
'F653'	Voyeurism
'F654'	Pedophilia
'F6551'	Sexual masochism
'F6552'	Sexual sadism
'F6581'	Frotteurism
'F6589'	Other paraphilias
'F659'	Paraphilia, unspecified
'F070'	Personality change due to known physiological condition
'F21'	Schizotypal disorder
'F600'	Paranoid personality disorder
'F601'	Schizoid personality disorder
'F602'	Antisocial personality disorder
'F603'	Borderline personality disorder
'F604'	Histrionic personality disorder
'F605'	Obsessive-compulsive personality disorder
'F606'	Avoidant personality disorder
'F607'	Dependent personality disorder

ICD-10-CM DIAGNOSIS	DESCRIPTION
'F6081'	Narcissistic personality disorder
'F6089'	Other specific personality disorders
'F609'	Personality disorder, unspecified
'F6811'	Factitious disorder w predom psych signs and symptoms
'F6812'	Factitious disorder w predom physical signs and symptoms
'F6813'	Factitious disord w comb psych and physcl signs and symptoms
'F688'	Other specified disorders of adult personality and behavior
'F69'	Unspecified disorder of adult personality and behavior
'F060'	Psychotic disorder w hallucin due to known physiol condition
'F061'	Catatonic disorder due to known physiological condition
'F062'	Psychotic disorder w delusions due to known physiol cond
'F200'	Paranoid schizophrenia
'F201'	Disorganized schizophrenia
'F202'	Catatonic schizophrenia
'F203'	Undifferentiated schizophrenia
'F205'	Residual schizophrenia
'F2081'	Schizophreniform disorder
'F2089'	Other schizophrenia
'F209'	Schizophrenia, unspecified
'F22'	Delusional disorders
'F23'	Brief psychotic disorder
'F24'	Shared psychotic disorder
'F250'	Schizoaffective disorder, bipolar type
'F251'	Schizoaffective disorder, depressive type
'F258'	Other schizoaffective disorders
'F259'	Schizoaffective disorder, unspecified
'F28'	Oth psych disorder not due to a sub or known physiol cond
'F29'	Unsp psychosis not due to a substance or known physiol cond
'F520'	Hypoactive sexual desire disorder
'F521'	Sexual aversion disorder
'F5221'	Male erectile disorder
'F5222'	Female sexual arousal disorder
'F5231'	Female orgasmic disorder
'F5232'	Male orgasmic disorder
'F524'	Premature ejaculation
'F525'	Vaginismus not due to a substance or known physiol condition
'F526'	Dyspareunia not due to a substance or known physiol cond
'F528'	Oth sexual dysfnct not due to a sub or known physiol cond
'F529'	Unsp sexual dysfnct not due to a sub or known physiol cond
'F53'	Puerperal psychosis

ICD-10-CM DIAGNOSIS	DESCRIPTION
'F640'	Transsexualism
'F6550'	Sadomasochism, unspecified
'F66'	Other sexual disorders
'R37'	Sexual dysfunction, unspecified
'F5101'	Primary insomnia
'F5102'	Adjustment insomnia
'F5103'	Paradoxical insomnia
'F5104'	Psychophysiologic insomnia
'F5105'	Insomnia due to other mental disorder
'F5109'	Oth insomnia not due to a substance or known physiol cond
'F5111'	Primary hypersomnia
'F5112'	Insufficient sleep syndrome
'F5113'	Hypersomnia due to other mental disorder
'F5119'	Oth hypersomnia not due to a substance or known physiol cond
'F513'	Sleepwalking [somnambulism]
'F514'	Sleep terrors [night terrors]
'F515'	Nightmare disorder
'F518'	Oth sleep disord not due to a sub or known physiol cond
'F519'	Sleep disorder not due to a sub or known physiol cond, unsp
'F444'	Conversion disorder with motor symptom or deficit
'F445'	Conversion disorder with seizures or convulsions
'F446'	Conversion disorder with sensory symptom or deficit
'F447'	Conversion disorder with mixed symptom presentation
'F450'	Somatization disorder
'F451'	Undifferentiated somatoform disorder
'F4520'	Hypochondriacal disorder, unspecified
'F4529'	Other hypochondriacal disorders
'F4541'	Pain disorder exclusively related to psychological factors
'F4542'	Pain disorder with related psychological factors
'F458'	Other somatoform disorders
'F459'	Somatoform disorder, unspecified
'F54'	Psych & behavrl factors assoc w disord or dis classd elswhr
'F6810'	Factitious disorder, unspecified
'R45851'	Suicidal ideations
'T1491'	Suicide attempt (through FY 2017)
'T1491XA'	Suicide attempt, initial encounter
'T360X2A'	Poisoning by penicillins, intentional self-harm, init encntr
'T361X2A'	Poison by cephalospor/oth beta-lactm antibiot, slf-hrm, init
'T362X2A'	Poisoning by chloramphenicol group, self-harm, init
'T363X2A'	Poisoning by macrolides, intentional self-harm, init encntr

ICD-10-CM DIAGNOSIS	DESCRIPTION
'T364X2A'	Poisoning by tetracyclines, intentional self-harm, init
'T365X2A'	Poisoning by aminoglycosides, intentional self-harm, init
'T366X2A'	Poisoning by rifampicins, intentional self-harm, init encntr
'T367X2A'	Poisoning by antifungal antibiot, sys used, self-harm, init
'T368X2A'	Poisoning by oth systemic antibiotics, self-harm, init
'T3692XA'	Poisoning by unsp systemic antibiotic, self-harm, init
'T370X2A'	Poisoning by sulfonamides, intentional self-harm, init
'T371X2A'	Poisoning by antimycobacterial drugs, self-harm, init
'T372X2A'	Poison by antimalari/drugs act on bld protzoa, slf-hrm, init
'T373X2A'	Poisoning by oth antiprotozoal drugs, self-harm, init
'T374X2A'	Poisoning by anthelmintics, intentional self-harm, init
'T375X2A'	Poisoning by antiviral drugs, intentional self-harm, init
'T378X2A'	Poison by oth systemic anti-infect/parasit, self-harm, init
'T3792XA'	Poison by unsp sys anti-infect and antiparastc, slf-hrm, init
'T380X2A'	Poisoning by glucocort/synth analog, self-harm, init
'T381X2A'	Poisoning by thyroid hormones and sub, self-harm, init
'T382X2A'	Poisoning by antithyroid drugs, intentional self-harm, init
'T383X2A'	Poison by insulin and oral hypoglycemic drugs, slf-hrm, init
'T384X2A'	Poisoning by oral contraceptives, self-harm, init
'T385X2A'	Poisoning by oth estrogens and progestogens, self-harm, init
'T386X2A'	Poison by antigonadtr/antiestr/antiandrg, NEC, slf-hrm, init
'T387X2A'	Poison by androgens and anabolic congeners, self-harm, init
'T38802A'	Poison by unsp hormones and synthetic sub, self-harm, init
'T38812A'	Poisoning by anterior pituitary hormones, self-harm, init
'T38892A'	Poisoning by oth hormones and synthetic sub, self-harm, init
'T38902A'	Poisoning by unsp hormone antagonists, self-harm, init
'T38992A'	Poisoning by oth hormone antagonists, self-harm, init
'T39012A'	Poisoning by aspirin, intentional self-harm, init encntr
'T39092A'	Poisoning by salicylates, intentional self-harm, init encntr
'T391X2A'	Poisoning by 4-Aminophenol derivatives, self-harm, init
'T392X2A'	Poisoning by pyrazolone derivatives, self-harm, init
'T39312A'	Poisoning by propionic acid derivatives, self-harm, init
'T39392A'	Poison by oth nonsteroid anti-inflam drugs, self-harm, init
'T394X2A'	Poisoning by antirheumatics, NEC, self-harm, init
'T398X2A'	Poison by oth nonopio analges/antipyret, NEC, self-harm, init
'T3992XA'	Poison by unsp nonopi analgs/antipyr/antirheu, slf-hrm, init
'T40412A'	Poisoning by fentanyl or fentanyl analogs, intentional self-harm, initial encounter
'T40422A'	Poisoning by tramadol, intentional self-harm, initial encounter
'T40492A'	Poisoning by other synthetic narcotics, intentional self-harm, initial encounter
'T405X2A'	Poisoning by cocaine, intentional self-harm, init encntr

ICD-10-CM DIAGNOSIS	DESCRIPTION
'T407X2A'	Poisoning by cannabis (derivatives), self-harm, init
'T408X2A'	Poisoning by lysergide, intentional self-harm, init encntr
'T40902A'	Poisoning by unsp psychodysleptics, self-harm, init
'T40992A'	Poisoning by oth psychodysleptics, self-harm, init
'T410X2A'	Poisoning by inhaled anesthetics, self-harm, init
'T411X2A'	Poisoning by intravenous anesthetics, self-harm, init
'T41202A'	Poisoning by unsp general anesthetics, self-harm, init
'T41292A'	Poisoning by oth general anesthetics, self-harm, init
'T413X2A'	Poisoning by local anesthetics, intentional self-harm, init
'T4142XA'	Poisoning by unsp anesthetic, intentional self-harm, init
'T415X2A'	Poisoning by therapeutic gases, intentional self-harm, init
'T420X2A'	Poisoning by hydantoin derivatives, self-harm, init
'T421X2A'	Poisoning by iminostilbenes, intentional self-harm, init
'T422X2A'	Poison by succinimides and oxazolidinediones, self-harm, init
'T423X2A'	Poisoning by barbiturates, intentional self-harm, init
'T424X2A'	Poisoning by benzodiazepines, intentional self-harm, init
'T425X2A'	Poisoning by mixed antiepileptics, self-harm, init
'T426X2A'	Poison by oth antieplptc and sed-hypntc drugs, slf-hrm, init
'T4272XA'	Poison by unsp antieplptc and sed-hypntc drugs, slf-hrm, init
'T428X2A'	Poison by antiparkns drug/centr musc-tone depr, slf-hrm, init
'T43012A'	Poisoning by tricyclic antidepressants, self-harm, init
'T43022A'	Poisoning by tetracyclic antidepressants, self-harm, init
'T431X2A'	Poisoning by MAO inhib antidepressants, self-harm, init
'T43202A'	Poisoning by unsp antidepressants, self-harm, init
'T43212A'	Poison by slctv seroton/norepineph reup inhibtr, slf-hrm, init
'T43222A'	Poison by slctv serotonin reuptake inhibtr, self-harm, init
'T43292A'	Poisoning by oth antidepressants, self-harm, init
'T433X2A'	Poison by phenothiaz antipsychot/neurolept, self-harm, init
'T434X2A'	Poison by butyrophen/thiothixen neuroleptc, self-harm, init
'T43502A'	Poisoning by unsp antipsychot/neurolept, self-harm, init
'T43592A'	Poisoning by oth antipsychot/neurolept, self-harm, init
'T43602A'	Poisoning by unsp psychostimulants, self-harm, init
'T43612A'	Poisoning by caffeine, intentional self-harm, init encntr
'T43622A'	Poisoning by amphetamines, intentional self-harm, init
'T43632A'	Poisoning by methylphenidate, intentional self-harm, init
'T43692A'	Poisoning by oth psychostimulants, self-harm, init
'T438X2A'	Poisoning by oth psychotropic drugs, self-harm, init
'T4392XA'	Poisoning by unsp psychotropic drug, self-harm, init
'T440X2A'	Poisoning by anticholinesterase agents, self-harm, init
'T441X2A'	Poisoning by oth parasympathomimetics, self-harm, init

ICD-10-CM DIAGNOSIS	DESCRIPTION
'T442X2A'	Poisoning by ganglionic blocking drugs, self-harm, init
'T443X2A'	Poison by oth parasympath and spasmolytics, self-harm, init
'T444X2A'	Poison by predom alpha-adrenocpt agonists, self-harm, init
'T445X2A'	Poisoning by predom beta-adrenocpt agonists, self-harm, init
'T446X2A'	Poisoning by alpha-adrenocpt antagonists, self-harm, init
'T447X2A'	Poisoning by beta-adrenocpt antagonists, self-harm, init
'T448X2A'	Poison by centr-acting/adren-neurn-block agnt, slf-hrm, init
'T44902A'	Poison by unsp drugs aff the autonm nrv sys, slf-hrm, init
'T44992A'	Poison by oth drug aff the autonm nervous sys, slf-hrm, init
'T450X2A'	Poisoning by antiallerg/antiemetic, self-harm, init
'T451X2A'	Poisoning by antineopl and immunosup drugs, self-harm, init
'T452X2A'	Poisoning by vitamins, intentional self-harm, init encntr
'T453X2A'	Poisoning by enzymes, intentional self-harm, init encntr
'T454X2A'	Poisoning by iron and its compounds, self-harm, init
'T45512A'	Poisoning by anticoagulants, intentional self-harm, init
'T45522A'	Poisoning by antithrombotic drugs, self-harm, init
'T45602A'	Poisoning by unsp fibrin-affct drugs, self-harm, init
'T45612A'	Poisoning by thrombolytic drug, intentional self-harm, init
'T45622A'	Poisoning by hemostatic drug, intentional self-harm, init
'T45692A'	Poisoning by oth fibrin-affct drugs, self-harm, init
'T457X2A'	Poison by anticoag antag, vit K and oth coag, slf-hrm, init
'T458X2A'	Poison by oth prim sys and hematolog agents, slf-hrm, init
'T4592XA'	Poison by unsp prim sys and hematolog agent, slf-hrm, init
'T460X2A'	Poison by cardi-stim glycos/drug simlar act, self-harm, init
'T461X2A'	Poisoning by calcium-channel blockers, self-harm, init
'T462X2A'	Poisoning by oth antidysrhythmic drugs, self-harm, init
'T463X2A'	Poisoning by coronary vasodilators, self-harm, init
'T464X2A'	Poison by angiotens-convert-enzyme inhibtr, self-harm, init
'T465X2A'	Poisoning by oth antihypertensive drugs, self-harm, init
'T466X2A'	Poison by antihyperlip and antiarterio drugs, self-harm, init
'T467X2A'	Poisoning by peripheral vasodilators, self-harm, init
'T468X2A'	Poison by antivaric drugs, inc scler agents, self-harm, init
'T46902A'	Poison by unsp agents aff the cardiovasc sys, self-harm, init
'T46992A'	Poison by oth agents aff the cardiovasc sys, self-harm, init
'T470X2A'	Poisoning by histamine H2-receptor blockers, self-harm, init
'T471X2A'	Poison by oth antacids & anti-gstrc-sec drugs, slf-hrm, init
'T472X2A'	Poisoning by stimulant laxatives, self-harm, init
'T473X2A'	Poisoning by saline and osmotic laxatives, self-harm, init
'T474X2A'	Poisoning by oth laxatives, intentional self-harm, init
'T475X2A'	Poisoning by digestants, intentional self-harm, init encntr

ICD-10-CM DIAGNOSIS	DESCRIPTION
'T476X2A'	Poisoning by antidiarrheal drugs, self-harm, init
'T477X2A'	Poisoning by emetics, intentional self-harm, init encntr
'T478X2A'	Poisoning by oth agents aff GI sys, self-harm, init
'T4792XA'	Poisoning by unsp agents aff the GI sys, self-harm, init
'T480X2A'	Poisoning by oxytocic drugs, intentional self-harm, init
'T481X2A'	Poisoning by skeletal muscle relaxants, self-harm, init
'T48202A'	Poisoning by unsp drugs acting on muscles, self-harm, init
'T48292A'	Poisoning by oth drugs acting on muscles, self-harm, init
'T483X2A'	Poisoning by antitussives, intentional self-harm, init
'T484X2A'	Poisoning by expectorants, intentional self-harm, init
'T485X2A'	Poisoning by oth anti-common-cold drugs, self-harm, init
'T486X2A'	Poisoning by antiasthmatics, intentional self-harm, init
'T48902A'	Poison by unsp agents prim act on the resp sys, slf-hrm, init
'T48992A'	Poison by oth agents prim act on the resp sys, slf-hrm, init
'T490X2A'	Poison by local antifung/infect/inflamm drugs, slf-hrm, init
'T491X2A'	Poisoning by antipruritics, intentional self-harm, init
'T492X2A'	Poisoning by local astringents/detergents, self-harm, init
'T493X2A'	Poison by emollients, demulcents and protect, self-harm, init
'T494X2A'	Poison by keratolyt/keratplst/hair trmt drug, self-harm, init
'T495X2A'	Poisoning by oph drugs and preparations, self-harm, init
'T496X2A'	Poisoning by otorhino drugs and prep, self-harm, init
'T497X2A'	Poison by dental drugs, topically applied, self-harm, init
'T498X2A'	Poisoning by oth topical agents, intentional self-harm, init
'T4992XA'	Poisoning by unsp topical agent, intentional self-harm, init
'T500X2A'	Poisoning by mineralocorticoids and antag, self-harm, init
'T501X2A'	Poisoning by loop diuretics, intentional self-harm, init
'T502X2A'	Poison by crbnc-anhydr inhibtr,benzo/oth diuretc,slf-hrm,init
'T503X2A'	Poison by electrolytic/caloric/wtr-bal agnt, self-harm, init
'T504X2A'	Poisoning by drugs aff uric acid metab, self-harm, init
'T505X2A'	Poisoning by appetite depressants, self-harm, init
'T506X2A'	Poisoning by antidotes and chelating agents, self-harm, init
'T507X2A'	Poison by analeptics and opioid receptor antag, slf-hrm, init
'T508X2A'	Poisoning by diagnostic agents, intentional self-harm, init
'T50902A'	Poisoning by unsp drug/meds/biol subst, self-harm, init
'T50992A'	Poisoning by oth drug/meds/biol subst, self-harm, init
'T50A12A'	Poison by pertuss vaccn, inc combin w pertuss, slf-hrm, init
'T50A22A'	Poison by mixed bact vaccines w/o a pertuss, self-harm, init
'T50A92A'	Poisoning by oth bacterial vaccines, self-harm, init
'T50B12A'	Poisoning by smallpox vaccines, intentional self-harm, init
'T50B92A'	Poisoning by oth viral vaccines, intentional self-harm, init

ICD-10-CM DIAGNOSIS	DESCRIPTION
'T50Z12A'	Poisoning by immunoglobulin, intentional self-harm, init
'T50Z92A'	Poisoning by oth vaccines and biolg substnc, self-harm, init
'T510X2A'	Toxic effect of ethanol, intentional self-harm, init encntr
'T511X2A'	Toxic effect of methanol, intentional self-harm, init encntr
'T512X2A'	Toxic effect of 2-Propanol, intentional self-harm, init
'T513X2A'	Toxic effect of fusel oil, intentional self-harm, init
'T518X2A'	Toxic effect of oth alcohols, intentional self-harm, init
'T5192XA'	Toxic effect of unsp alcohol, intentional self-harm, init
'T520X2A'	Toxic effect of petroleum products, self-harm, init
'T521X2A'	Toxic effect of benzene, intentional self-harm, init encntr
'T522X2A'	Toxic effect of homologues of benzene, self-harm, init
'T523X2A'	Toxic effect of glycols, intentional self-harm, init encntr
'T524X2A'	Toxic effect of ketones, intentional self-harm, init encntr
'T528X2A'	Toxic effect of organic solvents, self-harm, init
'T5292XA'	Toxic effect of unsp organic solvent, self-harm, init
'T530X2A'	Toxic effect of carbon tetrachloride, self-harm, init
'T531X2A'	Toxic effect of chloroform, intentional self-harm, init
'T532X2A'	Toxic effect of trichloroethylene, self-harm, init
'T533X2A'	Toxic effect of tetrachloroethylene, self-harm, init
'T534X2A'	Toxic effect of dichloromethane, intentional self-harm, init
'T535X2A'	Toxic effect of chlorofluorocarbons, self-harm, init
'T536X2A'	Tox eff of halgn deriv of aliphatic hydrocrb, slf-hrm, init
'T537X2A'	Toxic eff of halgn deriv of aromatic hydrocrb, slf-hrm, init
'T5392XA'	Tox eff of unsp halgn deriv of aromat hydrocrb,slf-hrm, init
'T540X2A'	Toxic effect of phenol and phenol homolog, self-harm, init
'T541X2A'	Toxic effect of corrosive organic compounds, self-harm, init
'T542X2A'	Tox eff of corrosv acids & acid-like substnc, slf-hrm, init
'T543X2A'	Tox eff of corrosv alkalis & alk-like substnc, slf-hrm, init
'T5492XA'	Toxic effect of unsp corrosive substance, self-harm, init
'T550X2A'	Toxic effect of soaps, intentional self-harm, init encntr
'T551X2A'	Toxic effect of detergents, intentional self-harm, init
'T560X2A'	Toxic effect of lead and its compounds, self-harm, init
'T561X2A'	Toxic effect of mercury and its compounds, self-harm, init
'T562X2A'	Toxic effect of chromium and its compounds, self-harm, init
'T563X2A'	Toxic effect of cadmium and its compounds, self-harm, init
'T564X2A'	Toxic effect of copper and its compounds, self-harm, init
'T565X2A'	Toxic effect of zinc and its compounds, self-harm, init
'T566X2A'	Toxic effect of tin and its compounds, self-harm, init
'T567X2A'	Toxic effect of beryllium and its compounds, self-harm, init
'T56812A'	Toxic effect of thallium, intentional self-harm, init encntr

ICD-10-CM DIAGNOSIS	DESCRIPTION
'T56892A'	Toxic effect of oth metals, intentional self-harm, init
'T5692XA'	Toxic effect of unsp metal, intentional self-harm, init
'T570X2A'	Toxic effect of arsenic and its compounds, self-harm, init
'T571X2A'	Toxic effect of phosphorus and its compnd, self-harm, init
'T572X2A'	Toxic effect of manganese and its compounds, self-harm, init
'T573X2A'	Toxic effect of hydrogen cyanide, self-harm, init
'T578X2A'	Toxic effect of inorganic substances, self-harm, init
'T5792XA'	Toxic effect of unsp inorganic substance, self-harm, init
'T5802XA'	Toxic eff of carb monx from mtr veh exhaust, slf-hrm, init
'T5812XA'	Toxic effect of carb monx from utility gas, self-harm, init
'T582X2A'	Tox eff of carb monx fr incmpl combst dmst fuel,slf-hrm,init
'T588X2A'	Toxic effect of carb monx from oth source, self-harm, init
'T5892XA'	Toxic effect of carb monx from unsp source, self-harm, init
'T590X2A'	Toxic effect of nitrogen oxides, intentional self-harm, init
'T591X2A'	Toxic effect of sulfur dioxide, intentional self-harm, init
'T592X2A'	Toxic effect of formaldehyde, intentional self-harm, init
'T593X2A'	Toxic effect of lacrimogenic gas, self-harm, init
'T594X2A'	Toxic effect of chlorine gas, intentional self-harm, init
'T595X2A'	Tox eff of fluorine gas and hydrogen fluoride, slf-hrm, init
'T596X2A'	Toxic effect of hydrogen sulfide, self-harm, init
'T597X2A'	Toxic effect of carbon dioxide, intentional self-harm, init
'T59812A'	Toxic effect of smoke, intentional self-harm, init encntr
'T59892A'	Toxic effect of gases, fumes and vapors, self-harm, init
'T5992XA'	Toxic effect of unsp gases, fumes and vapors, slf-hrm, init
'T600X2A'	Toxic eff of organophos and carbamate insect, slf-hrm, init
'T601X2A'	Toxic effect of halogenated insecticides, self-harm, init
'T602X2A'	Toxic effect of insecticides, intentional self-harm, init
'T603X2A'	Toxic effect of herbicides and fungicides, self-harm, init
'T604X2A'	Toxic effect of rodenticides, intentional self-harm, init
'T608X2A'	Toxic effect of oth pesticides, intentional self-harm, init
'T6092XA'	Toxic effect of unsp pesticide, intentional self-harm, init
'T6102XA'	Ciguatera fish poisoning, intentional self-harm, init encntr
'T6112XA'	Scombroid fish poisoning, intentional self-harm, init encntr
'T61772A'	Other fish poisoning, intentional self-harm, init encntr
'T61782A'	Oth shellfish poisoning, intentional self-harm, init encntr
'T618X2A'	Toxic effect of oth seafood, intentional self-harm, init
'T6192XA'	Toxic effect of unsp seafood, intentional self-harm, init
'T620X2A'	Toxic effect of ingested mushrooms, self-harm, init
'T621X2A'	Toxic effect of ingested berries, self-harm, init
'T622X2A'	Toxic effect of ingested (parts of) plant(s), slf-hrm, init

ICD-10-CM DIAGNOSIS	DESCRIPTION
'T628X2A'	Toxic effect of noxious substnc eaten as food, slf-hrm, init
'T6292XA'	Toxic eff of unsp noxious sub eaten as food, slf-hrm, init
'T63002A'	Toxic effect of unsp snake venom, self-harm, init
'T63012A'	Toxic effect of rattlesnake venom, self-harm, init
'T63022A'	Toxic effect of coral snake venom, self-harm, init
'T63032A'	Toxic effect of taipan venom, intentional self-harm, init
'T63042A'	Toxic effect of cobra venom, intentional self-harm, init
'T63062A'	Toxic effect of venom of N & S American snake, slf-hrm, init
'T63072A'	Toxic effect of venom of Australian snake, self-harm, init
'T63082A'	Toxic eff of venom of African and Asian snake, slf-hrm, init
'T63092A'	Toxic effect of venom of snake, intentional self-harm, init
'T63112A'	Toxic effect of venom of gila monster, self-harm, init
'T63122A'	Toxic effect of venom of venomous lizard, self-harm, init
'T63192A'	Toxic effect of venom of reptiles, self-harm, init
'T632X2A'	Toxic effect of venom of scorpion, self-harm, init
'T63302A'	Toxic effect of unsp spider venom, self-harm, init
'T63312A'	Toxic effect of venom of black widow spider, self-harm, init
'T63322A'	Toxic effect of venom of tarantula, self-harm, init
'T63332A'	Toxic effect of venom of brown recluse spider, slf-hrm, init
'T63392A'	Toxic effect of venom of spider, intentional self-harm, init
'T63412A'	Toxic effect of venom of centipede/millipede, slf-hrm, init
'T63422A'	Toxic effect of venom of ants, intentional self-harm, init
'T63432A'	Toxic effect of venom of caterpillars, self-harm, init
'T63442A'	Toxic effect of venom of bees, intentional self-harm, init
'T63452A'	Toxic effect of venom of hornets, self-harm, init
'T63462A'	Toxic effect of venom of wasps, intentional self-harm, init
'T63482A'	Toxic effect of venom of arthropod, self-harm, init
'T63512A'	Toxic effect of contact w stingray, self-harm, init
'T63592A'	Toxic effect of contact w oth venomous fish, self-harm, init
'T63612A'	Toxic effect of contact w Portugese Man-o-war, slf-hrm, init
'T63622A'	Toxic effect of contact w oth jellyfish, self-harm, init
'T63632A'	Toxic effect of contact w sea anemone, self-harm, init
'T63692A'	Toxic eff of cntct w oth venom marine animals, slf-hrm, init
'T63712A'	Toxic effect of contact w venom marine plant, slf-hrm, init
'T63792A'	Toxic effect of contact w oth venomous plant, slf-hrm, init
'T63812A'	Toxic effect of contact w venomous frog, self-harm, init
'T63822A'	Toxic effect of contact w venomous toad, self-harm, init
'T63832A'	Toxic effect of contact w oth venomous amphib, slf-hrm, init
'T63892A'	Toxic effect of contact w oth venom animals, slf-hrm, init
'T6392XA'	Toxic effect of contact w unsp venom animal, slf-hrm, init

ICD-10-CM DIAGNOSIS	DESCRIPTION
'T6402XA'	Toxic effect of aflatoxin, intentional self-harm, init
'T6482XA'	Toxic effect of mycotoxin food contaminants, self-harm, init
'T650X2A'	Toxic effect of cyanides, intentional self-harm, init encntr
'T651X2A'	Toxic effect of strychnine and its salts, self-harm, init
'T65212A'	Toxic effect of chewing tobacco, intentional self-harm, init
'T65222A'	Toxic effect of tobacco cigarettes, self-harm, init
'T65292A'	Toxic effect of tobacco and nicotine, self-harm, init
'T653X2A'	Tox eff of nitrodrv/aminodrv of benzn/homolog, slf-hrm, init
'T654X2A'	Toxic effect of carbon disulfide, self-harm, init
'T655X2A'	Tox eff of nitro & oth nitric acids & esters, slf-hrm, init
'T656X2A'	Toxic effect of paints and dyes, NEC, self-harm, init
'T65812A'	Toxic effect of latex, intentional self-harm, init encntr
'T65822A'	Toxic eff of harmful algae and algae toxins, slf-hrm, init
'T65832A'	Toxic effect of fiberglass, intentional self-harm, init
'T65892A'	Toxic effect of oth substances, intentional self-harm, init
'T6592XA'	Toxic effect of unsp substance, intentional self-harm, init
'T71112A'	Asphyxiation due to smothering under pillow, self-harm, init
'T71122A'	Asphyxiation due to plastic bag, intentional self-harm, init
'T71132A'	Asphyx due to being trapped in bed linens, self-harm, init
'T71152A'	Asphyxiation due to smothering in furniture, self-harm, init
'T71162A'	Asphyxiation due to hanging, intentional self-harm, init
'T71192A'	Asphyx d/t mech thrt to breathe d/t oth cause, slf-hrm, init
'T71222A'	Asphyx due to being trapped in a car trunk, self-harm, init
'T71232A'	Asphyx d/t being trap in a (discarded) refrig, slf-hrm, init
'X710XXA'	Intentional self-harm by drown while in bathtub, init
'X711XXA'	Intentional self-harm by drown while in swimming pool, init
'X712XXA'	Self-harm by drown after jump into swimming pool, init
'X713XXA'	Intentional self-harm by drown in natural water, init
'X718XXA'	Oth intentional self-harm by drowning and submersion, init
'X719XXA'	Intentional self-harm by drowning and submersion, unsp, init
'X72XXXXA'	Intentional self-harm by handgun discharge, init encntr
'X730XXA'	Intentional self-harm by shotgun discharge, init encntr
'X731XXA'	Intentional self-harm by hunting rifle discharge, init
'X732XXA'	Intentional self-harm by machine gun discharge, init encntr
'X738XXA'	Intentional self-harm by oth larger firearm discharge, init
'X739XXA'	Intentional self-harm by unsp larger firearm discharge, init
'X7401XA'	Intentional self-harm by airgun, initial encounter
'X7402XA'	Intentional self-harm by paintball gun, initial encounter
'X7409XA'	Self-harm by oth gas, air or spring-operated gun, init
'X748XXA'	Intentional self-harm by oth firearm discharge, init encntr

ICD-10-CM DIAGNOSIS	DESCRIPTION
'X749XXA'	Intentional self-harm by unsp firearm discharge, init encntr
'X75XXXXA'	Intentional self-harm by explosive material, init encntr
'X76XXXXA'	Intentional self-harm by smoke, fire and flames, init encntr
'X770XXA'	Intentional self-harm by steam or hot vapors, init encntr
'X771XXA'	Intentional self-harm by hot tap water, initial encounter
'X772XXA'	Intentional self-harm by other hot fluids, initial encounter
'X773XXA'	Intentional self-harm by hot household appliances, init
'X778XXA'	Intentional self-harm by other hot objects, init encntr
'X779XXA'	Intentional self-harm by unsp hot objects, init encntr
'X780XXA'	Intentional self-harm by sharp glass, initial encounter
'X781XXA'	Intentional self-harm by knife, initial encounter
'X782XXA'	Intentional self-harm by sword or dagger, initial encounter
'X788XXA'	Intentional self-harm by other sharp object, init encntr
'X789XXA'	Intentional self-harm by unsp sharp object, init encntr
'X79XXXXA'	Intentional self-harm by blunt object, initial encounter
'X80XXXXA'	Intentional self-harm by jumping from a high place, init
'X810XXA'	Self-harm by jumping or lying in front of mtr veh, init
'X811XXA'	Self-hrm by jumping or lying in front of (subway) train, init
'X818XXA'	Self-hrm by jumping or lying in front of moving object, init
'X820XXA'	Intentional collision of motor vehicle w mtr veh, init
'X821XXA'	Intentional collision of motor vehicle w train, init encntr
'X822XXA'	Intentional collision of motor vehicle w tree, init encntr
'X828XXA'	Oth intentional self-harm by crashing of motor vehicle, init
'X830XXA'	Intentional self-harm by crashing of aircraft, init encntr
'X831XXA'	Intentional self-harm by electrocution, initial encounter
'X832XXA'	Intentional self-harm by exposure to extremes of cold, init
'X838XXA'	Intentional self-harm by other specified means, init encntr
'F59'	Unsp behavrl synd assoc w physiol disturb and physcl factors
'F988'	Oth behav/emotn disord w onset usly occur in chldhd and adol
'F989'	Unsp behav/emotn disord w onst usly occur in chldhd and adol
'R452'	Unhappiness
'R453'	Demoralization and apathy
'R454'	Irritability and anger
'R455'	Hostility
'R456'	Violent behavior
'R457'	State of emotional shock and stress, unspecified
'R4581'	Low self-esteem
'R4582'	Worries
'R4583'	Excessive crying of child, adolescent or adult
'R4584'	Anhedonia

ICD-10-CM DIAGNOSIS	DESCRIPTION
'R4586'	Emotional lability
'R4589'	Other symptoms and signs involving emotional state
'R460'	Very low level of personal hygiene
'R461'	Bizarre personal appearance
'R462'	Strange and inexplicable behavior
'R463'	Overactivity
'R464'	Slowness and poor responsiveness
'R465'	Suspiciousness and marked evasiveness
'R467'	Verbosity and circumstantial detail obscuring rsn for cntct
'R4689'	Other symptoms and signs involving appearance and behavior
'F430'	Acute stress reaction
'F4310'	Post-traumatic stress disorder, unspecified
'F4320'	Adjustment disorder, unspecified
'F4321'	Adjustment disorder with depressed mood
'F4322'	Adjustment disorder with anxiety
'F4323'	Adjustment disorder with mixed anxiety and depressed mood
'F4324'	Adjustment disorder with disturbance of conduct
'F4325'	Adjustment disorder w mixed disturb of emotions and conduct
'F4329'	Adjustment disorder with other symptoms
'F438'	Other reactions to severe stress
'F439'	Reaction to severe stress, unspecified
'F941'	Reactive attachment disorder of childhood
'F942'	Disinhibited attachment disorder of childhood

Table B-2: Substance Use ICD-10-CMS Diagnosis Codes

ICD-10-CM DIAGNOSIS	DESCRIPTION
'F1010'	Alcohol abuse, uncomplicated
'F10120'	Alcohol abuse with intoxication, uncomplicated
'F10121'	Alcohol abuse with intoxication delirium
'F10129'	Alcohol abuse with intoxication, unspecified
'F10130'	Alcohol abuse with withdrawal, uncomplicated
'F10131'	Alcohol abuse with withdrawal delirium
'F10132'	Alcohol abuse with withdrawal with perceptual disturbance
'F10139'	Alcohol abuse with withdrawal, unspecified
'F1014'	Alcohol abuse with alcohol-induced mood disorder
'F10150'	Alcohol abuse w alcoh-induce psychotic disorder w delusions
'F10151'	Alcohol abuse w alcoh-induce psychotic disorder w hallucin
'F10159'	Alcohol abuse with alcohol-induced psychotic disorder, unsp
'F10180'	Alcohol abuse with alcohol-induced anxiety disorder
'F10181'	Alcohol abuse with alcohol-induced sexual dysfunction
'F10182'	Alcohol abuse with alcohol-induced sleep disorder
'F10188'	Alcohol abuse with other alcohol-induced disorder
'F1019'	Alcohol abuse with unspecified alcohol-induced disorder
'F1020'	Alcohol dependence, uncomplicated
'F10220'	Alcohol dependence with intoxication, uncomplicated
'F10221'	Alcohol dependence with intoxication delirium
'F10229'	Alcohol dependence with intoxication, unspecified
'F10230'	Alcohol dependence with withdrawal, uncomplicated
'F10231'	Alcohol dependence with withdrawal delirium
'F10232'	Alcohol dependence w withdrawal with perceptual disturbance
'F10239'	Alcohol dependence with withdrawal, unspecified
'F1024'	Alcohol dependence with alcohol-induced mood disorder
'F10250'	Alcohol depend w alcoh-induce psychotic disorder w delusions
'F10251'	Alcohol depend w alcoh-induce psychotic disorder w hallucin
'F10259'	Alcohol dependence w alcoh-induce psychotic disorder, unsp
'F1026'	Alcohol depend w alcoh-induce persisting amnesic disorder
'F1027'	Alcohol dependence with alcohol-induced persisting dementia
'F10280'	Alcohol dependence with alcohol-induced anxiety disorder
'F10281'	Alcohol dependence with alcohol-induced sexual dysfunction
'F10282'	Alcohol dependence with alcohol-induced sleep disorder
'F10288'	Alcohol dependence with other alcohol-induced disorder
'F1029'	Alcohol dependence with unspecified alcohol-induced disorder
'F10920'	Alcohol use, unspecified with intoxication, uncomplicated
'F10921'	Alcohol use, unspecified with intoxication delirium
'F10929'	Alcohol use, unspecified with intoxication, unspecified

ICD-10-CM DIAGNOSIS	DESCRIPTION
'F10930'	Alcohol use, unspecified with withdrawal, uncomplicated
'F10931'	Alcohol use, unspecified with withdrawal delirium
'F10932'	Alcohol use, unspecified with withdrawal with perceptual disturbance
'F10939'	Alcohol use, unspecified with withdrawal, unspecified
'F1094'	Alcohol use, unspecified with alcohol-induced mood disorder
'F10950'	Alcohol use, unsp w alcoh-induce psych disorder w delusions
'F10951'	Alcohol use, unsp w alcoh-induce psych disorder w hallucin
'F10959'	Alcohol use, unsp w alcohol-induced psychotic disorder, unsp
'F1096'	Alcohol use, unsp w alcoh-induce persist amnestic disorder
'F1097'	Alcohol use, unsp with alcohol-induced persisting dementia
'F10980'	Alcohol use, unsp with alcohol-induced anxiety disorder
'F10981'	Alcohol use, unsp with alcohol-induced sexual dysfunction
'F10982'	Alcohol use, unspecified with alcohol-induced sleep disorder
'F10988'	Alcohol use, unspecified with other alcohol-induced disorder
'F1099'	Alcohol use, unsp with unspecified alcohol-induced disorder
'G621'	Alcoholic polyneuropathy
'I426'	Alcoholic cardiomyopathy
'K2920'	Alcoholic gastritis without bleeding
'K2921'	Alcoholic gastritis with bleeding
'K700'	Alcoholic fatty liver
'K7010'	Alcoholic hepatitis without ascites
'K7011'	Alcoholic hepatitis with ascites
'K702'	Alcoholic fibrosis and sclerosis of liver
'K7030'	Alcoholic cirrhosis of liver without ascites
'K7031'	Alcoholic cirrhosis of liver with ascites
'K7040'	Alcoholic hepatic failure without coma
'K709'	Alcoholic liver disease, unspecified
'O99310'	Alcohol use complicating pregnancy, unspecified trimester
'O99311'	Alcohol use complicating pregnancy, first trimester
'O99312'	Alcohol use complicating pregnancy, second trimester
'O99313'	Alcohol use complicating pregnancy, third trimester
'O99314'	Alcohol use complicating childbirth
'O99315'	Alcohol use complicating the puerperium
'P043'	Newborn affected by maternal use of alcohol
'Q860'	Fetal alcohol syndrome (dysmorphic)
'F1210'	Cannabis abuse, uncomplicated
'F12120'	Cannabis abuse with intoxication, uncomplicated
'F12121'	Cannabis abuse with intoxication delirium
'F12122'	Cannabis abuse with intoxication with perceptual disturbance
'F12129'	Cannabis abuse with intoxication, unspecified

ICD-10-CM DIAGNOSIS	DESCRIPTION
'F1213'	Cannabis abuse with withdrawal
'F12150'	Cannabis abuse with psychotic disorder with delusions
'F12151'	Cannabis abuse with psychotic disorder with hallucinations
'F12159'	Cannabis abuse with psychotic disorder, unspecified
'F12180'	Cannabis abuse with cannabis-induced anxiety disorder
'F12188'	Cannabis abuse with other cannabis-induced disorder
'F1219'	Cannabis abuse with unspecified cannabis-induced disorder
'F1220'	Cannabis dependence, uncomplicated
'F12220'	Cannabis dependence with intoxication, uncomplicated
'F12221'	Cannabis dependence with intoxication delirium
'F12222'	Cannabis dependence w intoxication w perceptual disturbance
'F12229'	Cannabis dependence with intoxication, unspecified
'F12250'	Cannabis dependence with psychotic disorder with delusions
'F12251'	Cannabis dependence w psychotic disorder with hallucinations
'F12259'	Cannabis dependence with psychotic disorder, unspecified
'F12280'	Cannabis dependence with cannabis-induced anxiety disorder
'F12288'	Cannabis dependence with other cannabis-induced disorder
'F1229'	Cannabis dependence with unsp cannabis-induced disorder
'F1290'	Cannabis use, unspecified, uncomplicated
'F12920'	Cannabis use, unspecified with intoxication, uncomplicated
'F12921'	Cannabis use, unspecified with intoxication delirium
'F12922'	Cannabis use, unsp w intoxication w perceptual disturbance
'F12929'	Cannabis use, unspecified with intoxication, unspecified
'F12950'	Cannabis use, unsp with psychotic disorder with delusions
'F12951'	Cannabis use, unsp w psychotic disorder with hallucinations
'F12959'	Cannabis use, unsp with psychotic disorder, unspecified
'F12980'	Cannabis use, unspecified with anxiety disorder
'F12988'	Cannabis use, unsp with other cannabis-induced disorder
'F1299'	Cannabis use, unsp with unsp cannabis-induced disorder
'T407X1A'	Poisoning by cannabis (derivatives), accidental, init
'T407X3A'	Poisoning by cannabis (derivatives), assault, init encntr
'T407X4A'	Poisoning by cannabis (derivatives), undetermined, init
'T407X5A'	Adverse effect of cannabis (derivatives), initial encounter
'F1610'	Hallucinogen abuse, uncomplicated
'F16120'	Hallucinogen abuse with intoxication, uncomplicated
'F16121'	Hallucinogen abuse with intoxication with delirium
'F16122'	Hallucinogen abuse w intoxication w perceptual disturbance
'F16129'	Hallucinogen abuse with intoxication, unspecified
'F1614'	Hallucinogen abuse with hallucinogen-induced mood disorder
'F16150'	Hallucinogen abuse w psychotic disorder w delusions

ICD-10-CM DIAGNOSIS	DESCRIPTION
'F16151'	Hallucinogen abuse w psychotic disorder w hallucinations
'F16159'	Hallucinogen abuse w psychotic disorder, unsp
'F16180'	Hallucinogen abuse w hallucinogen-induced anxiety disorder
'F16183'	Hallucign abuse w hallucign persisting perception disorder
'F16188'	Hallucinogen abuse with other hallucinogen-induced disorder
'F1619'	Hallucinogen abuse with unsp hallucinogen-induced disorder
'F1620'	Hallucinogen dependence, uncomplicated
'F16220'	Hallucinogen dependence with intoxication, uncomplicated
'F16221'	Hallucinogen dependence with intoxication with delirium
'F16229'	Hallucinogen dependence with intoxication, unspecified
'F1624'	Hallucinogen dependence w hallucinogen-induced mood disorder
'F16250'	Hallucinogen dependence w psychotic disorder w delusions
'F16251'	Hallucinogen dependence w psychotic disorder w hallucin
'F16259'	Hallucinogen dependence w psychotic disorder, unsp
'F16280'	Hallucinogen dependence w anxiety disorder
'F16283'	Hallucign depend w hallucign persisting perception disorder
'F16288'	Hallucinogen dependence w oth hallucinogen-induced disorder
'F1629'	Hallucinogen dependence w unsp hallucinogen-induced disorder
'F1690'	Hallucinogen use, unspecified, uncomplicated
'F16920'	Hallucinogen use, unsp with intoxication, uncomplicated
'F16921'	Hallucinogen use, unsp with intoxication with delirium
'F16929'	Hallucinogen use, unspecified with intoxication, unspecified
'F1694'	Hallucinogen use, unsp w hallucinogen-induced mood disorder
'F16950'	Hallucinogen use, unsp w psychotic disorder w delusions
'F16951'	Hallucinogen use, unsp w psychotic disorder w hallucinations
'F16959'	Hallucinogen use, unsp w psychotic disorder, unsp
'F16980'	Hallucinogen use, unsp w anxiety disorder
'F16983'	Hallucign use, unsp w hallucign persist perception disorder
'F16988'	Hallucinogen use, unsp w oth hallucinogen-induced disorder
'F1699'	Hallucinogen use, unsp w unsp hallucinogen-induced disorder
'T408X1A'	Poisoning by lysergide, accidental (unintentional), init
'T408X3A'	Poisoning by lysergide [LSD], assault, initial encounter
'T408X4A'	Poisoning by lysergide, undetermined, initial encounter
'T408X5A'	Adverse effect of lysergide [LSD] initial encounter
'T40901A'	Poisoning by unsp psychodyslept, accidental, init
'T40903A'	Poisoning by unsp psychodysleptics, assault, init encntr
'T40904A'	Poisoning by unsp psychodysleptics, undetermined, init
'T40905A'	Adverse effect of unspecified psychodysleptics, init encntr
'T40991A'	Poisoning by oth psychodyslept, accidental, init
'T40993A'	Poisoning by other psychodysleptics, assault, init encntr

ICD-10-CM DIAGNOSIS	DESCRIPTION
'T40994A'	Poisoning by oth psychodysleptics, undetermined, init encntr
'T40995A'	Adverse effect of other psychodysleptics, initial encounter
'F1810'	Inhalant abuse, uncomplicated
'F18120'	Inhalant abuse with intoxication, uncomplicated
'F18121'	Inhalant abuse with intoxication delirium
'F18129'	Inhalant abuse with intoxication, unspecified
'F1814'	Inhalant abuse with inhalant-induced mood disorder
'F18150'	Inhalant abuse w inhalnt- induce psych disorder w delusions
'F18151'	Inhalant abuse w inhalnt- induce psych disorder w hallucin
'F18159'	Inhalant abuse w inhalant-induced psychotic disorder, unsp
'F1817'	Inhalant abuse with inhalant-induced dementia
'F18180'	Inhalant abuse with inhalant-induced anxiety disorder
'F18188'	Inhalant abuse with other inhalant-induced disorder
'F1819'	Inhalant abuse with unspecified inhalant-induced disorder
'F1820'	Inhalant dependence, uncomplicated
'F18220'	Inhalant dependence with intoxication, uncomplicated
'F18221'	Inhalant dependence with intoxication delirium
'F18229'	Inhalant dependence with intoxication, unspecified
'F1824'	Inhalant dependence with inhalant-induced mood disorder
'F18250'	Inhalant depend w inhalnt- induce psych disorder w delusions
'F18251'	Inhalant depend w inhalnt- induce psych disorder w hallucin
'F18259'	Inhalant depend w inhalnt- induce psychotic disorder, unsp
'F1827'	Inhalant dependence with inhalant-induced dementia
'F18280'	Inhalant dependence with inhalant-induced anxiety disorder
'F18288'	Inhalant dependence with other inhalant-induced disorder
'F1829'	Inhalant dependence with unsp inhalant-induced disorder
'F1890'	Inhalant use, unspecified, uncomplicated
'F18920'	Inhalant use, unspecified with intoxication, uncomplicated
'F18921'	Inhalant use, unspecified with intoxication with delirium
'F18929'	Inhalant use, unspecified with intoxication, unspecified
'F1894'	Inhalant use, unsp with inhalant-induced mood disorder
'F18950'	Inhalant use, unsp w inhalnt- induce psych disord w delusions
'F18951'	Inhalant use, unsp w inhalnt- induce psych disord w hallucin
'F18959'	Inhalant use, unsp w inhalnt- induce psychotic disorder, unsp
'F1897'	Inhalant use, unsp with inhalant-induced persisting dementia
'F18980'	Inhalant use, unsp with inhalant-induced anxiety disorder
'F18988'	Inhalant use, unsp with other inhalant-induced disorder
'F1899'	Inhalant use, unsp with unsp inhalant-induced disorder
'F1110'	Opioid abuse, uncomplicated
'F11120'	Opioid abuse with intoxication, uncomplicated

ICD-10-CM DIAGNOSIS	DESCRIPTION
'F11121'	Opioid abuse with intoxication delirium
'F11122'	Opioid abuse with intoxication with perceptual disturbance
'F11129'	Opioid abuse with intoxication, unspecified
'F1113'	Opioid abuse with withdrawal
'F1114'	Opioid abuse with opioid-induced mood disorder
'F11150'	Opioid abuse w opioid-induced psychotic disorder w delusions
'F11151'	Opioid abuse w opioid-induced psychotic disorder w hallucin
'F11159'	Opioid abuse with opioid-induced psychotic disorder, unsp
'F11181'	Opioid abuse with opioid-induced sexual dysfunction
'F11182'	Opioid abuse with opioid-induced sleep disorder
'F11188'	Opioid abuse with other opioid-induced disorder
'F1119'	Opioid abuse with unspecified opioid-induced disorder
'F1120'	Opioid dependence, uncomplicated
'F11220'	Opioid dependence with intoxication, uncomplicated
'F11221'	Opioid dependence with intoxication delirium
'F11222'	Opioid dependence w intoxication with perceptual disturbance
'F11229'	Opioid dependence with intoxication, unspecified
'F1123'	Opioid dependence with withdrawal
'F1124'	Opioid dependence with opioid-induced mood disorder
'F11250'	Opioid depend w opioid-induc psychotic disorder w delusions
'F11251'	Opioid depend w opioid-induc psychotic disorder w hallucin
'F11259'	Opioid dependence w opioid-induced psychotic disorder, unsp
'F11281'	Opioid dependence with opioid-induced sexual dysfunction
'F11282'	Opioid dependence with opioid-induced sleep disorder
'F11288'	Opioid dependence with other opioid-induced disorder
'F1129'	Opioid dependence with unspecified opioid-induced disorder
'F1190'	Opioid use, unspecified, uncomplicated
'F11920'	Opioid use, unspecified with intoxication, uncomplicated
'F11921'	Opioid use, unspecified with intoxication delirium
'F11922'	Opioid use, unsp w intoxication with perceptual disturbance
'F11929'	Opioid use, unspecified with intoxication, unspecified
'F1193'	Opioid use, unspecified with withdrawal
'F1194'	Opioid use, unspecified with opioid-induced mood disorder
'F11950'	Opioid use, unsp w opioid-induc psych disorder w delusions
'F11951'	Opioid use, unsp w opioid-induc psych disorder w hallucin
'F11959'	Opioid use, unsp w opioid-induced psychotic disorder, unsp
'F11981'	Opioid use, unsp with opioid-induced sexual dysfunction
'F11982'	Opioid use, unspecified with opioid-induced sleep disorder
'F11988'	Opioid use, unspecified with other opioid-induced disorder
'F1199'	Opioid use, unsp with unspecified opioid-induced disorder

ICD-10-CM DIAGNOSIS	DESCRIPTION
'P961'	Neonatal w/drowal symp from matern use of drugs of addiction
'T400X1A'	Poisoning by opium, accidental (unintentional), init encntr
'T400X2A'	Poisoning by opium, intentional self-harm, initial encounter
'T400X3A'	Poisoning by opium, assault, initial encounter
'T400X4A'	Poisoning by opium, undetermined, initial encounter
'T400X5A'	Adverse effect of opium, initial encounter
'T401X1A'	Poisoning by heroin, accidental (unintentional), init encntr
'T401X2A'	Poisoning by heroin, intentional self-harm, init encntr
'T401X3A'	Poisoning by heroin, assault, initial encounter
'T401X4A'	Poisoning by heroin, undetermined, initial encounter
'T401X5A'	Adverse effect of heroin initial encounter
'T402X2A'	Poisoning by oth opioids, intentional self-harm, init encntr
'T403X2A'	Poisoning by methadone, intentional self-harm, init encntr
'T404X2A'	Poisoning by oth synthetic narcotics, self-harm, init
'T40411A'	Poisoning by fentanyl or fentanyl analogs, accidental (unintentional), initial encounter
'T40412A'	Poisoning by fentanyl or fentanyl analogs, intentional self-harm, initial encounter
'T40413A'	Poisoning by fentanyl or fentanyl analogs, assault, initial encounter
'T40414A'	Poisoning by fentanyl or fentanyl analogs, undetermined, initial encounter
'T40415A'	Adverse effect of fentanyl or fentanyl analogs, initial encounter
'T40421A'	Poisoning by tramadol, accidental (unintentional), initial encounter
'T40422A'	Poisoning by tramadol, intentional self-harm, initial encounter
'T40423A'	Poisoning by tramadol, assault, initial encounter
'T40424A'	Poisoning by tramadol, undetermined, initial encounter
'T40425A'	Adverse effect of tramadol, initial encounter
'T40491A'	Poisoning by other synthetic narcotics, accidental (unintentional), initial encounter
'T40492A'	Poisoning by other synthetic narcotics, intentional self-harm, initial encounter
'T40493A'	Poisoning by other synthetic narcotics, assault, initial encounter
'T40494A'	Poisoning by other synthetic narcotics, undetermined, initial encounter
'T40495A'	Adverse effect of other synthetic narcotics, initial encounter
'T40602A'	Poisoning by unsp narcotics, intentional self-harm, init
'T40692A'	Poisoning by oth narcotics, intentional self-harm, init
'F1910'	Other psychoactive substance abuse, uncomplicated
'F19120'	Oth psychoactive substance abuse w intoxication, uncomp
'F19121'	Oth psychoactive substance abuse with intoxication delirium
'F19122'	Oth psychoactv substance abuse w intox w perceptual disturb
'F19129'	Other psychoactive substance abuse with intoxication, unsp
'F19130'	Other psychoactive substance abuse with withdrawal, uncomplicated
'F19131'	Other psychoactive substance abuse with withdrawal delirium

ICD-10-CM DIAGNOSIS	DESCRIPTION
'F19132'	Other psychoactive substance abuse with withdrawal with perceptual disturbance
'F19139'	Other psychoactive substance abuse with withdrawal, unspecified
'F1914'	Oth psychoactive substance abuse w mood disorder
'F19150'	Oth psychoactv substance abuse w psych disorder w delusions
'F19151'	Oth psychoactv substance abuse w psych disorder w hallucin
'F19159'	Oth psychoactive substance abuse w psychotic disorder, unsp
'F1916'	Oth psychoactv substance abuse w persist amnestic disorder
'F1917'	Oth psychoactive substance abuse w persisting dementia
'F19180'	Oth psychoactive substance abuse w anxiety disorder
'F19181'	Oth psychoactive substance abuse w sexual dysfunction
'F19182'	Oth psychoactive substance abuse w sleep disorder
'F19188'	Oth psychoactive substance abuse w oth disorder
'F1919'	Oth psychoactive substance abuse w unsp disorder
'F1920'	Other psychoactive substance dependence, uncomplicated
'F19220'	Oth psychoactive substance dependence w intoxication, uncomp
'F19221'	Oth psychoactive substance dependence w intox delirium
'F19222'	Oth psychoactv substance depend w intox w perceptl disturb
'F19229'	Oth psychoactive substance dependence w intoxication, unsp
'F19230'	Oth psychoactive substance dependence w withdrawal, uncomp
'F19231'	Oth psychoactive substance dependence w withdrawal delirium
'F19232'	Oth psychoactv sub depend w w/drawal w perceptl disturb
'F19239'	Oth psychoactive substance dependence with withdrawal, unsp
'F1924'	Oth psychoactive substance dependence w mood disorder
'F19250'	Oth psychoactv substance depend w psych disorder w delusions
'F19251'	Oth psychoactv substance depend w psych disorder w hallucin
'F19259'	Oth psychoactv substance depend w psychotic disorder, unsp
'F1926'	Oth psychoactv substance depend w persist amnestic disorder
'F1927'	Oth psychoactive substance dependence w persisting dementia
'F19280'	Oth psychoactive substance dependence w anxiety disorder
'F19281'	Oth psychoactive substance dependence w sexual dysfunction
'F19282'	Oth psychoactive substance dependence w sleep disorder
'F19288'	Oth psychoactive substance dependence w oth disorder
'F1929'	Oth psychoactive substance dependence w unsp disorder
'F1990'	Other psychoactive substance use, unspecified, uncomplicated
'F19920'	Oth psychoactive substance use, unsp w intoxication, uncomp
'F19921'	Oth psychoactive substance use, unsp w intox w delirium
'F19922'	Oth psychoactv sub use, unsp w intox w perceptl disturb
'F19929'	Oth psychoactive substance use, unsp with intoxication, unsp
'F19930'	Oth psychoactive substance use, unsp w withdrawal, uncomp
'F19931'	Oth psychoactive substance use, unsp w withdrawal delirium

ICD-10-CM DIAGNOSIS	DESCRIPTION
'F19932'	Oth psychoactv sub use, unsp w w/drowal w perceptl disturb
'F19939'	Other psychoactive substance use, unsp with withdrawal, unsp
'F1994'	Oth psychoactive substance use, unsp w mood disorder
'F19950'	Oth psychoactv sub use, unsp w psych disorder w delusions
'F19951'	Oth psychoactv sub use, unsp w psych disorder w hallucin
'F19959'	Oth psychoactv substance use, unsp w psych disorder, unsp
'F1996'	Oth psychoactv sub use, unsp w persist amnestic disorder
'F1997'	Oth psychoactive substance use, unsp w persisting dementia
'F19980'	Oth psychoactive substance use, unsp w anxiety disorder
'F19981'	Oth psychoactive substance use, unsp w sexual dysfunction
'F19982'	Oth psychoactive substance use, unsp w sleep disorder
'F19988'	Oth psychoactive substance use, unsp w oth disorder
'F1999'	Oth psychoactive substance use, unsp w unsp disorder
'F550'	Abuse of antacids
'F551'	Abuse of herbal or folk remedies
'F552'	Abuse of laxatives
'F553'	Abuse of steroids or hormones
'F554'	Abuse of vitamins
'F558'	Abuse of other non-psychoactive substances
'F630'	Pathological gambling
'O355XX0'	Maternal care for (suspected) damage to fetus by drugs, unsp
'O355XX1'	Maternal care for damage to fetus by drugs, fetus 1
'O355XX2'	Maternal care for damage to fetus by drugs, fetus 2
'O355XX3'	Maternal care for damage to fetus by drugs, fetus 3
'O355XX4'	Maternal care for damage to fetus by drugs, fetus 4
'O355XX5'	Maternal care for damage to fetus by drugs, fetus 5
'O355XX9'	Maternal care for (suspected) damage to fetus by drugs, oth
'O99320'	Drug use complicating pregnancy, unspecified trimester
'O99321'	Drug use complicating pregnancy, first trimester
'O99322'	Drug use complicating pregnancy, second trimester
'O99323'	Drug use complicating pregnancy, third trimester
'O99324'	Drug use complicating childbirth
'O99325'	Drug use complicating the puerperium
'P0449'	Newborn affected by maternal use of other drugs of addiction
'P962'	Withdrawal symptoms from therapeutic use of drugs in newborn
'F1310'	Sedative, hypnotic or anxiolytic abuse, uncomplicated
'F13120'	Sedatv/hyp/anxiolytc abuse w intoxication, uncomplicated
'F13121'	Sedatv/hyp/anxiolytc abuse w intoxication delirium
'F13129'	Sedative, hypnotic or anxiolytic abuse w intoxication, unsp
'F13130'	Sedative, hypnotic or anxiolytic abuse with withdrawal, uncomplicated

ICD-10-CM DIAGNOSIS	DESCRIPTION
'F13131'	Sedative, hypnotic or anxiolytic abuse with withdrawal delirium
'F13132'	Sedative, hypnotic or anxiolytic abuse with withdrawal with perceptual disturbance
'F13139'	Sedative, hypnotic or anxiolytic abuse with withdrawal, unspecified
'F1314'	Sedative, hypnotic or anxiolytic abuse w mood disorder
'F13150'	Sedatv/hyp/anxiolytc abuse w psychotic disorder w delusions
'F13151'	Sedatv/hyp/anxiolytc abuse w psychotic disorder w hallucin
'F13159'	Sedatv/hyp/anxiolytc abuse w psychotic disorder, unsp
'F13180'	Sedative, hypnotic or anxiolytic abuse w anxiety disorder
'F13181'	Sedative, hypnotic or anxiolytic abuse w sexual dysfunction
'F13182'	Sedative, hypnotic or anxiolytic abuse w sleep disorder
'F13188'	Sedative, hypnotic or anxiolytic abuse w oth disorder
'F1319'	Sedative, hypnotic or anxiolytic abuse w unsp disorder
'F1320'	Sedative, hypnotic or anxiolytic dependence, uncomplicated
'F13220'	Sedatv/hyp/anxiolytc dependence w intoxication, uncomp
'F13221'	Sedatv/hyp/anxiolytc dependence w intoxication delirium
'F13229'	Sedatv/hyp/anxiolytc dependence w intoxication, unsp
'F13230'	Sedatv/hyp/anxiolytc dependence w withdrawal, uncomplicated
'F13231'	Sedatv/hyp/anxiolytc dependence w withdrawal delirium
'F13232'	Sedatv/hyp/anxiolytc depend w w/drawal w perceptual disturb
'F13239'	Sedatv/hyp/anxiolytc dependence w withdrawal, unsp
'F1324'	Sedative, hypnotic or anxiolytic dependence w mood disorder
'F13250'	Sedatv/hyp/anxiolytc depend w psychotic disorder w delusions
'F13251'	Sedatv/hyp/anxiolytc depend w psychotic disorder w hallucin
'F13259'	Sedatv/hyp/anxiolytc dependence w psychotic disorder, unsp
'F1326'	Sedatv/hyp/anxiolytc depend w persisting amnestic disorder
'F1327'	Sedatv/hyp/anxiolytc dependence w persisting dementia
'F13280'	Sedatv/hyp/anxiolytc dependence w anxiety disorder
'F13281'	Sedatv/hyp/anxiolytc dependence w sexual dysfunction
'F13282'	Sedative, hypnotic or anxiolytic dependence w sleep disorder
'F13288'	Sedative, hypnotic or anxiolytic dependence w oth disorder
'F1329'	Sedative, hypnotic or anxiolytic dependence w unsp disorder
'F1390'	Sedative, hypnotic, or anxiolytic use, unsp, uncomplicated
'F13920'	Sedatv/hyp/anxiolytc use, unsp w intoxication, uncomplicated
'F13921'	Sedatv/hyp/anxiolytc use, unsp w intoxication delirium
'F13929'	Sedatv/hyp/anxiolytc use, unsp w intoxication, unsp
'F13930'	Sedatv/hyp/anxiolytc use, unsp w withdrawal, uncomplicated
'F13931'	Sedatv/hyp/anxiolytc use, unsp w withdrawal delirium
'F13932'	Sedatv/hyp/anxiolytc use, unsp w w/drawal w perceptl disturb
'F13939'	Sedatv/hyp/anxiolytc use, unsp w withdrawal, unsp
'F1394'	Sedative, hypnotic or anxiolytic use, unsp w mood disorder

ICD-10-CM DIAGNOSIS	DESCRIPTION
'F13950'	Sedatv/hyp/anxiolytc use, unsp w psych disorder w delusions
'F13951'	Sedatv/hyp/anxiolytc use, unsp w psych disorder w hallucin
'F13959'	Sedatv/hyp/anxiolytc use, unsp w psychotic disorder, unsp
'F1396'	Sedatv/hyp/anxiolytc use, unsp w persist amnestic disorder
'F1397'	Sedatv/hyp/anxiolytc use, unsp w persisting dementia
'F13980'	Sedatv/hyp/anxiolytc use, unsp w anxiety disorder
'F13981'	Sedatv/hyp/anxiolytc use, unsp w sexual dysfunction
'F13982'	Sedative, hypnotic or anxiolytic use, unsp w sleep disorder
'F13988'	Sedative, hypnotic or anxiolytic use, unsp w oth disorder
'F1399'	Sedative, hypnotic or anxiolytic use, unsp w unsp disorder
'F1410'	Cocaine abuse, uncomplicated
'F14120'	Cocaine abuse with intoxication, uncomplicated
'F14121'	Cocaine abuse with intoxication with delirium
'F14122'	Cocaine abuse with intoxication with perceptual disturbance
'F14129'	Cocaine abuse with intoxication, unspecified
'F1413'	Cocaine abuse, unspecified with withdrawal
'F1414'	Cocaine abuse with cocaine-induced mood disorder
'F14150'	Cocaine abuse w cocaine-induc psychotic disorder w delusions
'F14151'	Cocaine abuse w cocaine-induc psychotic disorder w hallucin
'F14159'	Cocaine abuse with cocaine-induced psychotic disorder, unsp
'F14180'	Cocaine abuse with cocaine-induced anxiety disorder
'F14181'	Cocaine abuse with cocaine-induced sexual dysfunction
'F14182'	Cocaine abuse with cocaine-induced sleep disorder
'F14188'	Cocaine abuse with other cocaine-induced disorder
'F1419'	Cocaine abuse with unspecified cocaine-induced disorder
'F1420'	Cocaine dependence, uncomplicated
'F14220'	Cocaine dependence with intoxication, uncomplicated
'F14221'	Cocaine dependence with intoxication delirium
'F14222'	Cocaine dependence w intoxication w perceptual disturbance
'F14229'	Cocaine dependence with intoxication, unspecified
'F1423'	Cocaine dependence with withdrawal
'F1424'	Cocaine dependence with cocaine-induced mood disorder
'F14250'	Cocaine depend w cocaine-induc psych disorder w delusions
'F14251'	Cocaine depend w cocaine-induc psychotic disorder w hallucin
'F14259'	Cocaine dependence w cocaine-induc psychotic disorder, unsp
'F14280'	Cocaine dependence with cocaine-induced anxiety disorder
'F14281'	Cocaine dependence with cocaine-induced sexual dysfunction
'F14282'	Cocaine dependence with cocaine-induced sleep disorder
'F14288'	Cocaine dependence with other cocaine-induced disorder
'F1429'	Cocaine dependence with unspecified cocaine-induced disorder

ICD-10-CM DIAGNOSIS	DESCRIPTION
'F1490'	Cocaine use, unspecified, uncomplicated
'F14920'	Cocaine use, unspecified with intoxication, uncomplicated
'F14921'	Cocaine use, unspecified with intoxication delirium
'F14922'	Cocaine use, unsp w intoxication with perceptual disturbance
'F14929'	Cocaine use, unspecified with intoxication, unspecified
'F1493'	Cocaine use, unspecified with withdrawal
'F1494'	Cocaine use, unspecified with cocaine-induced mood disorder
'F14950'	Cocaine use, unsp w cocaine-induc psych disorder w delusions
'F14951'	Cocaine use, unsp w cocaine-induc psych disorder w hallucin
'F14959'	Cocaine use, unsp w cocaine-induced psychotic disorder, unsp
'F14980'	Cocaine use, unsp with cocaine-induced anxiety disorder
'F14981'	Cocaine use, unsp with cocaine-induced sexual dysfunction
'F14982'	Cocaine use, unspecified with cocaine-induced sleep disorder
'F14988'	Cocaine use, unspecified with other cocaine-induced disorder
'F1499'	Cocaine use, unsp with unspecified cocaine-induced disorder
'F1510'	Other stimulant abuse, uncomplicated
'F15120'	Other stimulant abuse with intoxication, uncomplicated
'F15121'	Other stimulant abuse with intoxication delirium
'F15122'	Oth stimulant abuse w intoxication w perceptual disturbance
'F15129'	Other stimulant abuse with intoxication, unspecified
'F1513'	Other stimulant abuse with withdrawal
'F1514'	Other stimulant abuse with stimulant-induced mood disorder
'F15150'	Oth stimulant abuse w stim-induce psych disorder w delusions
'F15151'	Oth stimulant abuse w stim-induce psych disorder w hallucin
'F15159'	Oth stimulant abuse w stim-induce psychotic disorder, unsp
'F15180'	Oth stimulant abuse with stimulant-induced anxiety disorder
'F15181'	Oth stimulant abuse w stimulant-induced sexual dysfunction
'F15182'	Other stimulant abuse with stimulant-induced sleep disorder
'F15188'	Other stimulant abuse with other stimulant-induced disorder
'F1519'	Other stimulant abuse with unsp stimulant-induced disorder
'F1520'	Other stimulant dependence, uncomplicated
'F15220'	Other stimulant dependence with intoxication, uncomplicated
'F15221'	Other stimulant dependence with intoxication delirium
'F15222'	Oth stimulant dependence w intox w perceptual disturbance
'F15229'	Other stimulant dependence with intoxication, unspecified
'F1523'	Other stimulant dependence with withdrawal
'F1524'	Oth stimulant dependence w stimulant-induced mood disorder
'F15250'	Oth stim depend w stim-induce psych disorder w delusions
'F15251'	Oth stimulant depend w stim-induce psych disorder w hallucin
'F15259'	Oth stimulant depend w stim-induce psychotic disorder, unsp

ICD-10-CM DIAGNOSIS	DESCRIPTION
'F15280'	Oth stimulant dependence w stim- induce anxiety disorder
'F15281'	Oth stimulant dependence w stim- induce sexual dysfunction
'F15282'	Oth stimulant dependence w stimulant- induced sleep disorder
'F15288'	Oth stimulant dependence with oth stimulant- induced disorder
'F1529'	Oth stimulant dependence w unsp stimulant- induced disorder
'F1590'	Other stimulant use, unspecified, uncomplicated
'F15920'	Other stimulant use, unsp with intoxication, uncomplicated
'F15921'	Other stimulant use, unspecified with intoxication delirium
'F15922'	Oth stimulant use, unsp w intox w perceptual disturbance
'F15929'	Other stimulant use, unsp with intoxication, unspecified
'F1594'	Oth stimulant use, unsp with stimulant- induced mood disorder
'F15950'	Oth stim use, unsp w stim- induce psych disorder w delusions
'F15951'	Oth stim use, unsp w stim- induce psych disorder w hallucin
'F15959'	Oth stimulant use, unsp w stim- induce psych disorder, unsp
'F15980'	Oth stimulant use, unsp w stimulant- induced anxiety disorder
'F15981'	Oth stimulant use, unsp w stim- induce sexual dysfunction
'F15982'	Oth stimulant use, unsp w stimulant- induced sleep disorder
'F15988'	Oth stimulant use, unsp with oth stimulant- induced disorder
'F1599'	Oth stimulant use, unsp with unsp stimulant- induced disorder
'P0441'	Newborn affected by maternal use of cocaine
'T405X1A'	Poisoning by cocaine, accidental (unintentional), init
'T405X3A'	Poisoning by cocaine, assault, initial encounter
'T405X4A'	Poisoning by cocaine, undetermined, initial encounter
'T405X5A'	Adverse effect of cocaine, initial encounter

Dental Conditions ICD-10-CM Diagnosis Codes

K000, K001, K002, K003, K004, K005, K006, K007, K008, K009, K010, K011, K023, K0251, K0252, K0253, K0261, K0262, K0263, K027, K029, K030, K031, K032, K033, K034, K035, K036, K037, K0381, K0389, K039, K0401, K0402, K041, K042, K043, K044, K045, K046, K047, K048, K0490, K0499, K0500, K0501, K0510, K0511, K0520, K05211, K05212, K05213, K05219, K05221, K05222, K05223, K05229, K0530, K05311, K05312, K05313, K05319, K05321, K05322, K05323, K05329, K054, K055, K056, K06010, K06011, K06012, K06013, K06020, K06021, K06022, K06023, K061, K062, K063, K068, K069.

Injury ICD-10-CM Diagnosis Codes

S00-S99; T07-T34; T36-T50 with a 6th character of 1,2, 3, or 4 (except T36.9, T37.9, T39.9, T41.4, T42.7, T43.9, T45.9, T47.9, and T49.9 with a 5th character of 1, 2, 3, or 4); T51-T65; T66-T76; T79; T84.01; T84.02; and O9A.2-O9A.5.

Dementia ICD-10-CM Diagnosis Codes

Table B-3: Dementia ICD-10-CM Diagnosis Codes

ICD-10-CM DIAGNOSIS	DESCRIPTION
Vascular dementia	
F0150	Vascular dementia without behavioral disturbance
F0151	Vascular dementia with behavioral disturbance
Dementia in other diseases classified elsewhere	
F0280	Dementia in other diseases classified elsewhere without behavioral disturbance
F0281	Dementia in other diseases classified elsewhere with behavioral disturbance
Unspecified dementia	
F0390	Unspecified dementia without behavioral disturbance
F0391	Unspecified dementia with behavioral disturbance
Delirium, not induced by alcohol and other psychoactive substances	
F05	Delirium due to known physiological condition
Alzheimer's disease	
G300	Alzheimer's disease with early onset
G301	Alzheimer's disease with late onset
G308	Other Alzheimer's disease
G309	Alzheimer's disease, unspecified

APPENDIX C: STATISTICAL METHODS

This appendix explains the statistical methods and gives formulas for the calculations of standard errors and hypothesis tests. These statistics are derived from weighted SID and demographic population data provided by Claritas (a vendor that compiles and adds value to Bureau of Census data). Standard error calculations for the rates were based on the HCUP report entitled *Inferences with HCUP State Databases Final Report* (Houchens, et al., 2010). We will refer to this report simply as the SID Variance Report throughout this appendix. This method takes into account the cluster and stratification aspects when calculating these statistics on weighted data using the SAS procedure PROC SURVEYMEANS. For population counts based on Claritas data, there is no sampling error.

Even though the SID databases contain nearly all discharges from nearly all hospitals in the State, we treat the files as though they were drawn from an infinite population. We do not employ finite population correction factors in estimating standard errors. We take this approach because we view the outcomes as a result of myriad processes that go into treatment decisions rather than being the result of specific, fixed processes generating outcomes for a specific population and a specific year. We consider the SID to be samples from a “super-population” for purposes of variance estimation. Further, we assume the counts (of QI events) to be binomial.

1. Standard Error Estimates for Weighted Discharge Rates per 100,000 Population Using the Claritas Population Data for Area-Based QIs

The observed rate was calculated as follows:

$$R = 100,000 \cdot \frac{\sum_{i=1}^n w_i x_i}{N} = 100,000 \cdot \frac{S}{N}. \quad (2.1)$$

w_i and x_i , respectively, are the weight and variable of interest for patient i in the NHQDR analysis file or SID. To obtain the estimate of S and its standard error, SE_S , we followed instructions in the SID Variance Report.

The population count in the denominator is a constant. Consequently, the standard error of the rate R was calculated as:

$$SE_R = 100,000 * SE_S / N \quad . \quad (2.2)$$

Standard Error Estimates for Inpatient Rates per 1,000 Discharges Using Weighted Discharge Counts in Both the Numerator and the Denominator for Provider-based QIs

We calculated the observed rate as follows:

$$R = 1,000 \cdot \frac{\sum_{i=1}^n w_i x_i}{\sum_{i=1}^n w_i} = 1,000 \cdot \frac{S}{N}. \quad (2.6)$$

Following instructions in the HCUP SID Variance Report, we used PROC SURVEYMEANS to obtain estimates of the weighted mean, S/N , and the standard error of the weighted mean, $SE_{S/N}$. We multiplied this standard error by 1,000.

2. Significance Tests

Let R_1 and R_2 be either observed or adjusted rates calculated for comparison groups 1 and 2, respectively. Let SE_1 and SE_2 be the corresponding standard errors for the two rates. We calculated the test statistic and (two-sided) p-value:

$$t = \frac{R_1 - R_2}{\sqrt{SE_1^2 + SE_2^2}} \quad (2.10)$$

$$p = 2 * \text{Prob}(Z > |t|)$$

where Z is a standard normal variate.

Note: the following functions calculate p in SAS and EXCEL:

SAS: $p = 2 * (1 - \text{PROBNORM}(\text{ABS}(t)))$;

EXCEL: $= 2*(1 - \text{NORMDIST}(\text{ABS}(t), 0, 1, \text{TRUE}))$

APPENDIX D: CAVEATS TO THE INTREPRETATION OF HCUP-BASED QI ESTIMATES REPORTED IN THE NHQDR

Some caution should be used in interpreting the QI statistics presented in the NHQDR. These caveats relate to inter-State differences in data collection and other more general issues.

State-Specific Rates

Organizations that collect statewide data generally collect data using the Uniform Billing formats (UB-92 or UB-04). However, not every statewide data organization collects all data elements nor codes them the same way. Uneven availability of a few data elements can underlie HCUP estimates, as noted next.

Number of Clinical Fields

One data collection issue relates to the number of fields that statewide data organizations permit for reporting patient diagnoses and procedures during the hospitalization.

- The mean number of diagnosis codes across all records in the 2016 SID used for the NHQDR was 10.6, while the mean number of procedure codes across all records was 1.6. Across the 2016 SID used for the NHQDR, there was a maximum of 72 diagnosis and 76 procedure fields.
- The mean number of diagnosis codes across all records in the 2017 SID used for the NHQDR was 11.33, while the mean number of procedure codes across all records was 1.61. Across the 2017 SID used for the NHQDR, there was a maximum of 111 diagnosis and 100 procedure fields.
- The mean number of diagnosis codes across all records in the 2018 SID used for the NHQDR was 11.82, while the mean number of procedure codes across all records was 1.61. Across the 2018 SID used for the NHQDR, there was a maximum of 104 diagnosis and 127 procedure fields.
- The mean number of diagnosis codes across all records in the 2019 SID used for the NHQDR was 12.19, while the mean number of procedure codes across all records was 1.66. Across the 2019 SID used for the NHQDR, there was a maximum of 110 diagnosis and 143 procedure fields.
- The mean number of diagnosis codes across all records in the 2020 SID used for the NHQDR was 12.93, while the mean number of procedure codes across all records was 1.75. Across the 2020 SID used for the NHQDR, there was a maximum of 105 diagnosis and 200 procedure fields.
- The mean number of diagnosis codes across all records in the 2021 SID used for the NHQDR was 13.32, while the mean number of procedure codes across all records was 1.81. Across the 2021 SID used for the NHQDR, there was a maximum of 106 diagnosis and 200 procedure fields.

Non-Resident Discharges

HCUP databases include discharges from all hospitals in a State, and may include non-residents, including foreign patients, which can bias the results for QIs using area-based denominators (State populations). We had no way to adjust the HCUP data to consistently exclude the non-resident discharges and include discharges for residents hospitalized in other States. Therefore, non-resident discharges were retained in the SID databases for the NHQDR analyses. Based on an analysis performed with the 2016 SID, the overall percentage of non-

resident discharges within a State is 4 percent with a range from 1 percent to 45 percent. Most States were below 10 percent, but six States (MO, ND, SD, TN, VT, WV) and the District of Columbia had more than 10 percent of discharges in the SID that were for non-residents. The proportion of non-resident discharges and range across States in the 2016 SID is similar to that observed in prior years. This analysis was not repeated for States in the 2017-2021 SID.

APPENDIX E: INPATIENT RATES FOR DELIVERY MEASURES

Table E-1: Delivery and Abortion ICD-10-CM diagnoses, ICD-10-PCS procedures, and DRGs

Any Indication of Delivery
Any diagnosis of Z37X: Z370, Z371, Z372, Z373, Z374, Z3750, Z3751, Z3752, Z3753, Z3754, Z3759, Z3760, Z3761, Z3762, Z3763, Z3764, Z3769, Z377, Z379
Any diagnosis of O80 (vaginal delivery)
Any diagnosis of O82, O7582 (C-section)
Any procedure code of 10D00Z0-10D00Z2, 10D07Z3-0D07Z8, 10E0XZZ
Any delivery DRG (Oct 2015-Sept 2018): 765-768, 774-775
Any delivery MS-DRG (Starting in Oct 2018): 768, 783-788, 796-798, 805-807
Excluding an Indication of Abortion
Any diagnosis of 'O00', 'O01', 'O02', 'O03', 'O04', 'O07', 'O08'
Any procedure starting with '10A0' ('10A00ZZ', '10A03ZZ', '10A04ZZ', '10A07Z6', '10A07ZW', '10A07ZX', '10A07ZZ', '10A08ZZ')

Table E-2: Pulmonary Embolism or Deep Vein Thrombosis ICD-10-CM Diagnosis Codes

ICD-10-CM Diagnosis Codes
I2602 =Saddle embolus of pulmonary artery with acute cor pulmonale
I2609 =Other pulmonary embolism with acute cor pulmonale
I2692 =Saddle embolus of pulmonary artery without acute cor pulmonale
I2699 =Other pulmonary embolism without acute cor pulmonale
I8010 =Phlebitis and thrombophlebitis of unspecified femoral vein
I8011 =Phlebitis and thrombophlebitis of right femoral vein
I8012 =Phlebitis and thrombophlebitis of left femoral vein
I8013 =Phlebitis and thrombophlebitis of femoral vein, bilateral
I80201 =Phlebitis and thrombophlebitis of unspecified deep vessels of right lower extremity
I80202 =Phlebitis and thrombophlebitis of unspecified deep vessels of left lower extremity
I80203 =Phlebitis and thrombophlebitis of unspecified deep vessels of lower extremities, bilateral
I80209 =Phlebitis and thrombophlebitis of unspecified deep vessels of unspecified lower extremity
I80211 =Phlebitis and thrombophlebitis of right iliac vein
I80212 =Phlebitis and thrombophlebitis of left iliac vein
I80213 =Phlebitis and thrombophlebitis of iliac vein, bilateral
I80219 =Phlebitis and thrombophlebitis of unspecified iliac vein
I80221 =Phlebitis and thrombophlebitis of right popliteal vein
I80222 =Phlebitis and thrombophlebitis of left popliteal vein
I80223 =Phlebitis and thrombophlebitis of popliteal vein, bilateral
I80229 =Phlebitis and thrombophlebitis of unspecified popliteal vein
I80231 =Phlebitis and thrombophlebitis of right tibial vein
I80232 =Phlebitis and thrombophlebitis of left tibial vein
I80233 =Phlebitis and thrombophlebitis of tibial vein, bilateral
I80239 =Phlebitis and thrombophlebitis of unspecified tibial vein

ICD-10-CM Diagnosis Codes
180291 =Phlebitis and thrombophlebitis of other deep vessels of right lower extremity
180292 =Phlebitis and thrombophlebitis of other deep vessels of left lower extremity
180293 =Phlebitis and thrombophlebitis of other deep vessels of lower extremity, bilateral
180299 =Phlebitis and thrombophlebitis of other deep vessels of unspecified lower extremity
182401 =Acute embolism and thrombosis of unspecified deep veins of right lower extremity
182402 =Acute embolism and thrombosis of unspecified deep veins of left lower extremity
182403 =Acute embolism and thrombosis of unspecified deep veins of lower extremity, bilateral
182409 =Acute embolism and thrombosis of unspecified deep veins of unspecified lower extremity
182411 =Acute embolism and thrombosis of right femoral vein
182412 =Acute embolism and thrombosis of left femoral vein
182413 =Acute embolism and thrombosis of femoral vein, bilateral
182419 =Acute embolism and thrombosis of unspecified femoral vein
182421 =Acute embolism and thrombosis of right iliac vein
182422 =Acute embolism and thrombosis of left iliac vein
182423 =Acute embolism and thrombosis of iliac vein, bilateral
182429 =Acute embolism and thrombosis of unspecified iliac vein
182431 =Acute embolism and thrombosis of right popliteal vein
182432 =Acute embolism and thrombosis of left popliteal vein
182433 =Acute embolism and thrombosis of popliteal vein, bilateral
182439 =Acute embolism and thrombosis of unspecified popliteal vein
1824Y1 =Acute embolism and thrombosis of unspecified deep veins of right proximal lower extremity
1824Y2 =Acute embolism and thrombosis of unspecified deep veins of left proximal lower extremity
1824Y3 =Acute embolism and thrombosis of unspecified deep veins of proximal lower extremity, bilateral
1824Y9 =Acute embolism and thrombosis of unspecified deep veins of unspecified proximal lower extremity

Table E-3: Postpartum Hemorrhage ICD-10-CM Diagnosis Codes

ICD-10-CM Code	Description
O43.212	Placenta accreta, second trimester
O43.213	Placenta accreta, third trimester
O43.219	Placenta accreta, unspecified trimester
O43.222	Placenta increta, second trimester
O43.223	Placenta increta, third trimester
O43.229	Placenta increta, unspecified trimester
O43.232	Placenta percreta, second trimester
O43.233	Placenta percreta, third trimester
O43.239	Placenta percreta, unspecified trimester
O72.0	Third-stage hemorrhage
O72.1	Other immediate postpartum hemorrhage
O72.2	Delayed and secondary postpartum hemorrhage
O72.3	Postpartum coagulation defects

Table E-4: Eclampsia or Preeclampsia ICD-10-CM Diagnosis Codes

ICD-10-CM Diagnosis Codes
Any diagnosis starting with 'O14' for pre-eclampsia
Any diagnosis starting with 'O15' for eclampsia
Any diagnosis starting with 'O11' for pre-existing hypertension with pre-eclampsia